



September 2011

# Exploring & Developing Gold Projects in West Africa



TSX.V: ABS | [www.abzugold.com](http://www.abzugold.com)

# FORWARD LOOKING AND CAUTIONARY STATEMENTS

Certain statements contained in this document, including, without limitation, those concerning the economic outlook for the mining industry, expectations regarding metal prices and production, the completion and commencement of commercial operations of certain of Abzu Gold Ltd. (Abzu) projects, and its liquidity and capital resources and expenditure, contain certain forward-looking statements regarding Abzu's economic performance and financial condition.

Although Abzu believes that the expectations reflected in such forward-looking statements are reasonable, no assurance can be given that such expectations will prove to have been correct. Accordingly, results could differ materially from those set out in the forward-looking statements as a result of, among other factors, changes in economic and market conditions, success of business initiatives, changes in the regulatory environment and other government actions, fluctuations in metal prices and exchange rates, and business and operational risk management.

All investors are advised that mineral deposits on adjacent properties are not indicative of mineral deposits on our properties. Past performance is no guarantee of future performance and all investors are urged to consult their investment professionals before making an investment decision. Investors are further cautioned that past performance is no guarantee of future performance

The TSX Venture Exchange has not reviewed and does not accept responsibility for the accuracy or adequacy of this presentation, which has been prepared by management. There can be no assurance that any of the assumptions in the resource estimates will be supported by a Pre-feasibility or Feasibility Study or that any forward looking event will come to pass. The data is incomplete and considerable additional work will be required to complete further evaluation, including but not limited to drilling, engineering and socio-economic studies and investment.

Abzu undertakes no obligation to update publicly or release any revisions to these forward-looking statements to reflect events or circumstances after the date of the annual report. All subsequent written or oral forward-looking statements attributable to Abzu or any person acting on its behalf are qualified by the cautionary statements herein.

# Management

## **Paul Klipfel, Ph.D., President**

33 years gold exploration and project development in North America, South America, Australia, South Pacific, Africa, and Asia. Contributor to the discovery process on several major gold deposits including Las Cristinas, Musselwhite, Esaase (Ghana) and Livengood.

## **Allan Serwa, CEO**

Abzu founder ; 30+ years management and entrepreneurial business development.

## **Gordon Neal, Chairman**

25 years corporate finance and governance. VP Corporate Development MAG Silver Corp. Raised over \$400 million for mining and resources companies since 2004.

## **Jeff Pontius, Director**

30 years gold discovery and development. Led discovery and development team for AngloGold Ashanti PLC at Cripple Creek gold deposit, CO. Founder of International Tower Hill Mines.

## **Mark Cruise, Ph.D., Director**

18 years of global mineral exploration. Previously oversaw the Anglo American PLC exploration portfolio for North America. President and CEO Trevali Mining Corp.



# Abzu in Ghana



## Exploring and developing gold properties in Ghana

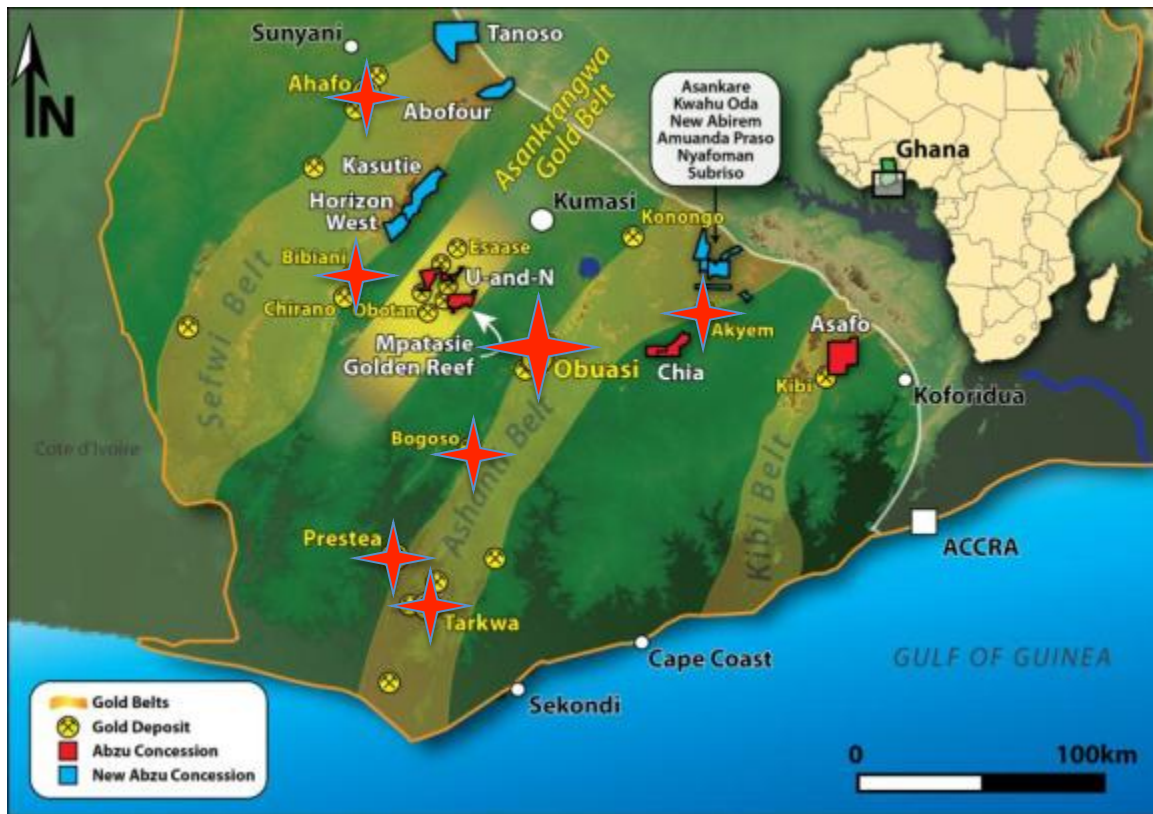
### Ghana is:

- the **Gold Coast**
- home to some of the world's largest gold deposits
- mining success story

### Abzu has:

- 16 highly prospective properties (10 optioned from Red Back Mining/Kinross)
- aggressive exploration
- key in-country relationships

# Prolific Gold Belts!



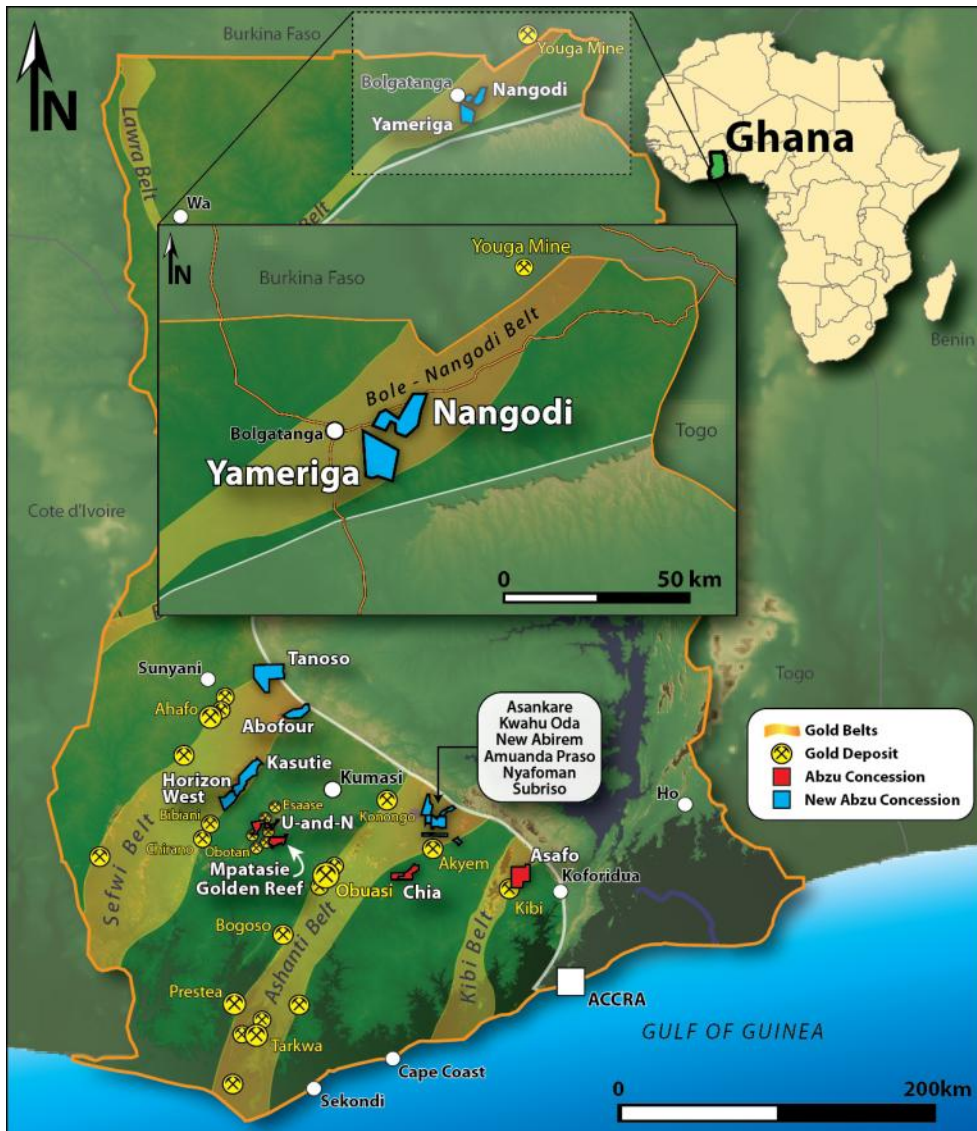
**+1100 km<sup>2</sup> of concessions in highly productive gold belts**

## Ghana's Major Gold Projects

### Current and Historic Production

- ✦ Obuasi (AngloGold) **47M oz's** R&R gold; **+19M oz's** past production.
- ✦ Tarkwa (GoldFields) **25.2M oz's** R&R gold.
- ✦ Ahafo and Akyem (Newmont) **17.2M oz's** P&P gold reserves.
- ✦ Prestea and Bogosu (Golden Star) **13M oz's** gold mined historically.
- ✦ Bibiani (Noble Minerals) **1.98M oz's** gold; **~3M oz** past production.

# Abzu Exploration

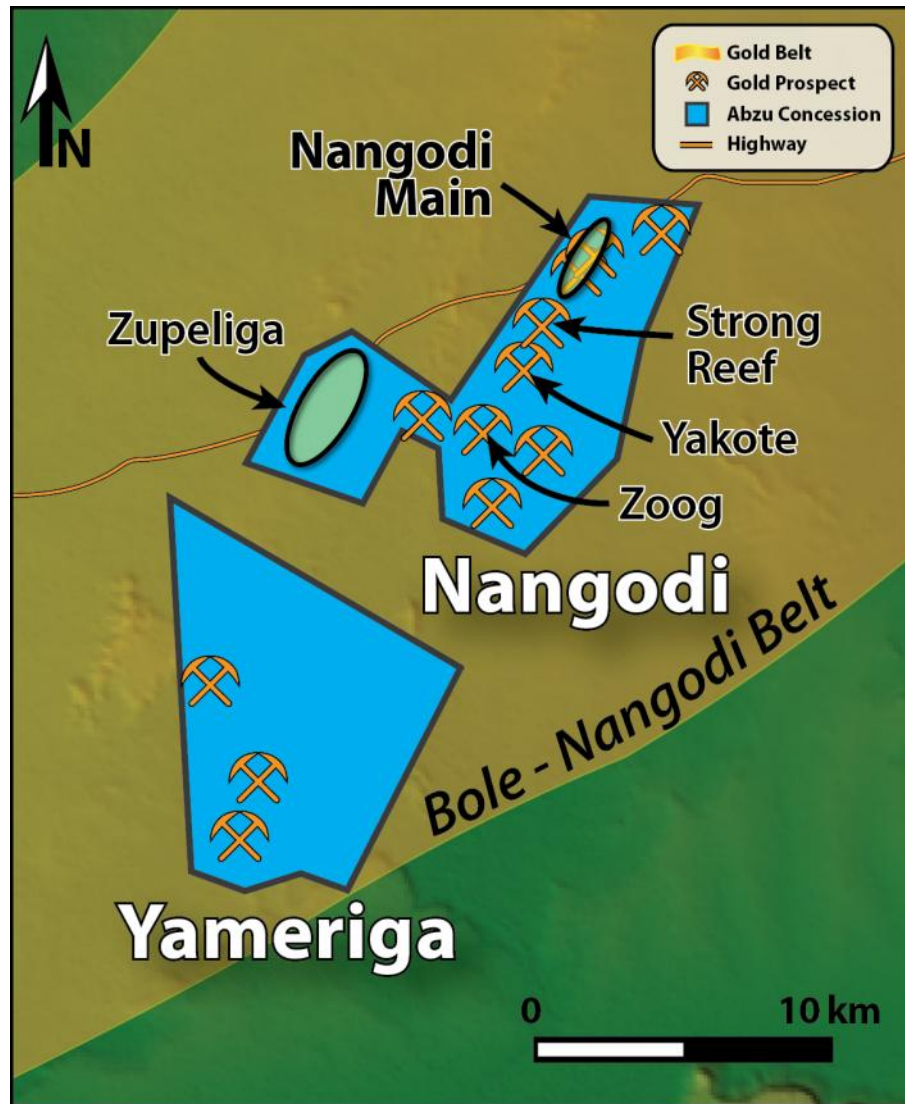


## Current Field Programs

- **Nangodi** – drilling in progress
- **Asafo** – drilled 13 core holes (2179m)
- **Golden Reef-Mpatasie** – drilled 14 core holes (2568m)
- **U and N** – trenching, sampling



# Nangodi Main



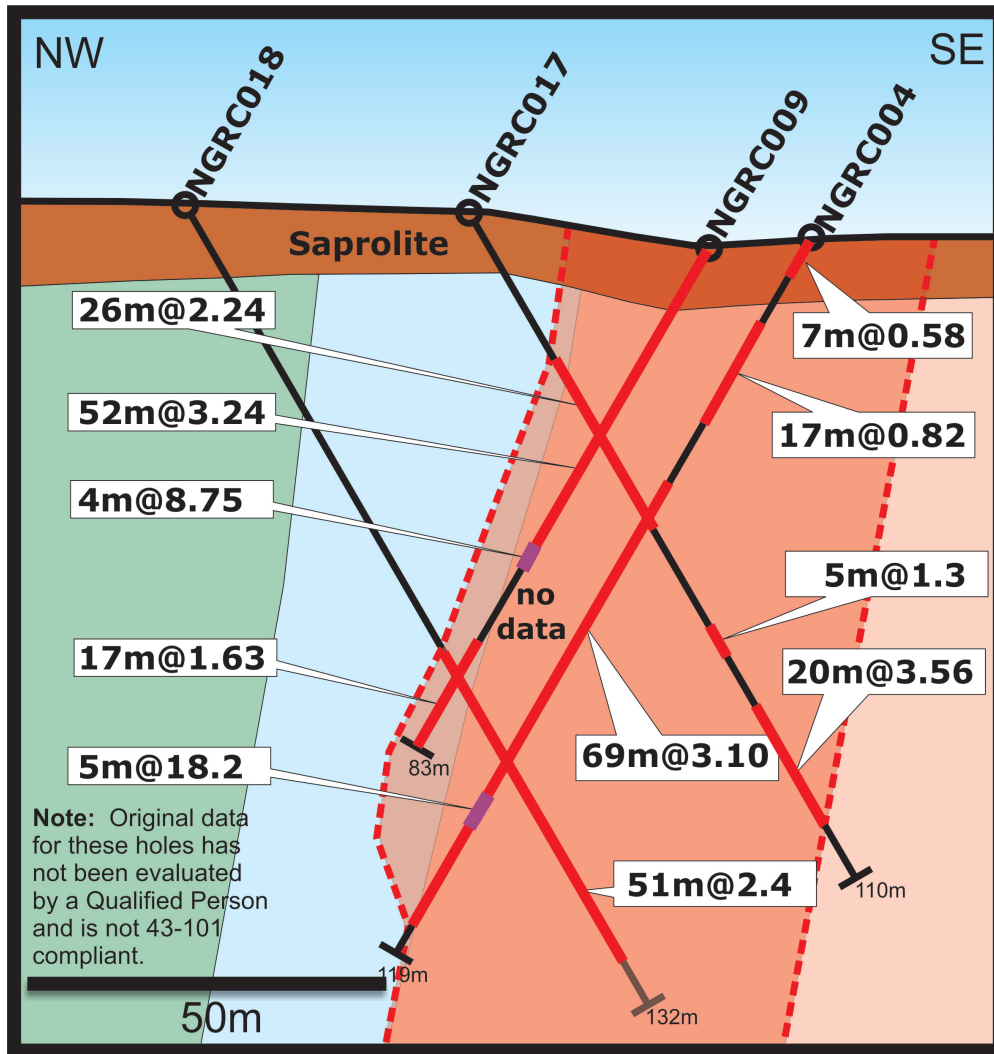
- 1930s production averaged 26 g/t from +25K tons
- Numerous targets along Nangodi Shear Zone
- 1.2 km known strike length
- Currently drilling 3000m program

*Nangodi Gold Mine ca. 1947*

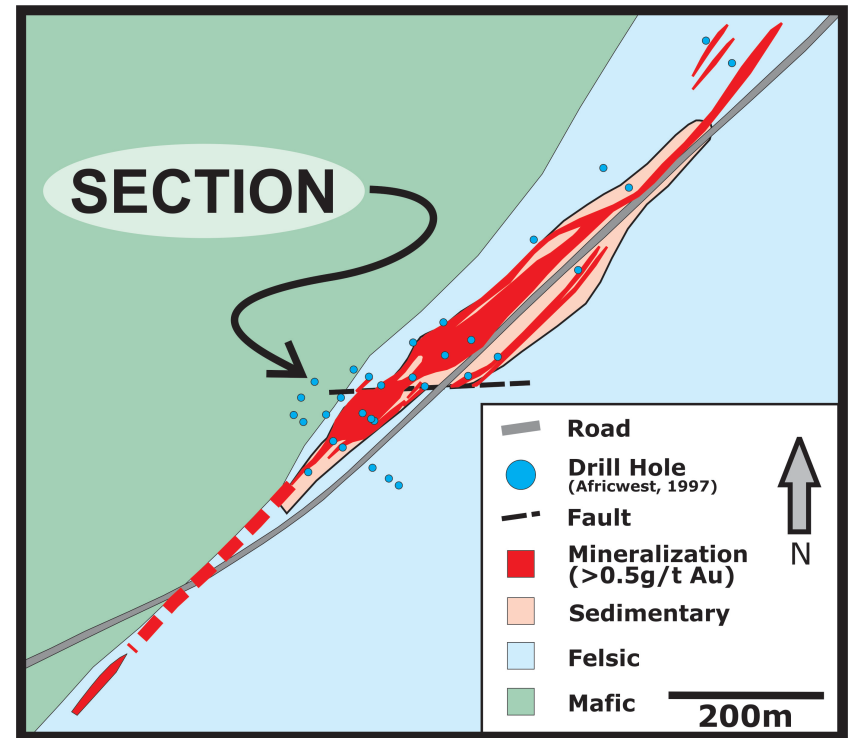


# Nangodi Main Mineralization

Africwest data provided by Red Back






- Gold mineralization associated with sheared quartz-feldspar porphyry
- Mineralized zone  $\leq 60\text{m}$  wide





# Nangodi Main



# Asafo Concession- Kibi Belt




- Eastern margin of Kibi Belt
- Newmont drilling returned numerous mineralized intercepts, including;
  - 10 m @ 1 g/t Au
  - 1 m @ 32 g/t Au
- Extensive alluvial and gamamsey workings in the region
- Gold from the nearby Kibi Mine was some of earliest in Ghana



# Asafo Concession

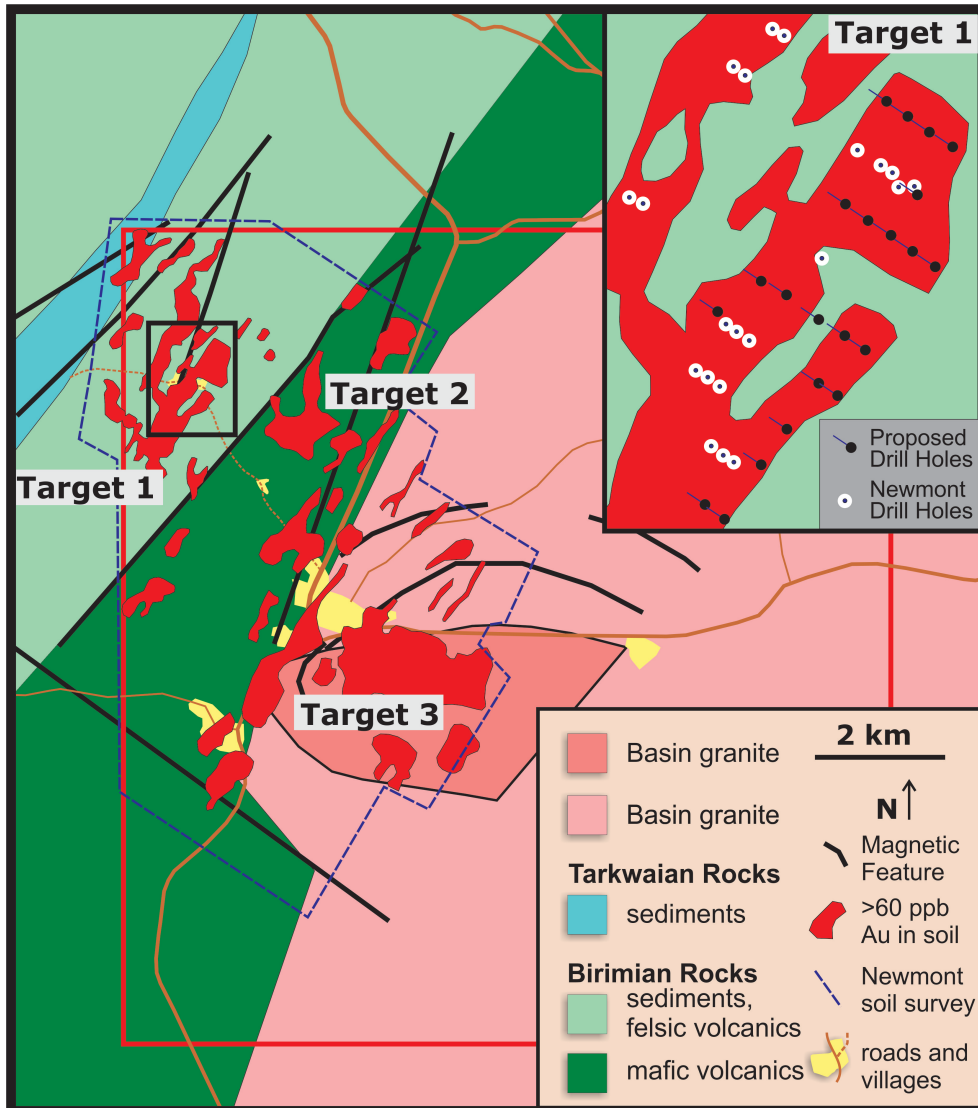
## Asafo Magnetics



- Magnetic data reveals shears and newly identified intrusives
- Newly completed 1600 soil sample program.



# Asafo Concession – Kibi Belt 2



- Soil data aligns over magnetic anomalies
- 3 targets identified
- Drilling will test soil anomalies and retest some Newmont drilling.



# Relationships



Paramount Chief Nana Appiah with Paul Klipfel, President Abzu Gold Ltd

Otumfuo Osei Tutu II, King of Asante greets Gordon Neal, Chairman Abzu Gold Ltd.

February 2011

# Share Structure

**Exchange: Symbol - TSX.V: ABS**

(as at Sept 1, 2011)		
<b>Issued &amp; Outstanding</b>		<b>59,144,485</b>
<b>Options</b>		<b>5,250,000</b>
<b>Warrants</b>		<b>27,326,524</b>
	(21 Dec 2011)	\$0.75 ~14,000,000
	(16 Apr 2012)	\$0.40 ~10,442,000
	(30 Nov 2014)	\$0.60 ~200,000
	(15 Aug 2012)	\$0.90 ~2,684,524
<b>Fully Diluted</b>		<b>91,721,009</b>
<b>Management Ownership</b>		<b>15%</b>
<b>Market Cap</b>		<b>\$37M</b>
<b>Treasury</b>		<b>CDN\$5M</b>

# Summary



## Exploring and developing gold properties in Ghana

### KEY LOCATIONS

- 16 concessions
- Targets on all concessions

### AGGRESSIVE EXPLORATION

- Multiple programs underway.

### KEY RELATIONSHIPS

- Working with traditional leaders

### DISCOVERY EXPERTISE


- Extensive gold exploration and discovery experience.



# Thank You



Nangodi gold



Nangodi gold

**Stay tuned for results!**

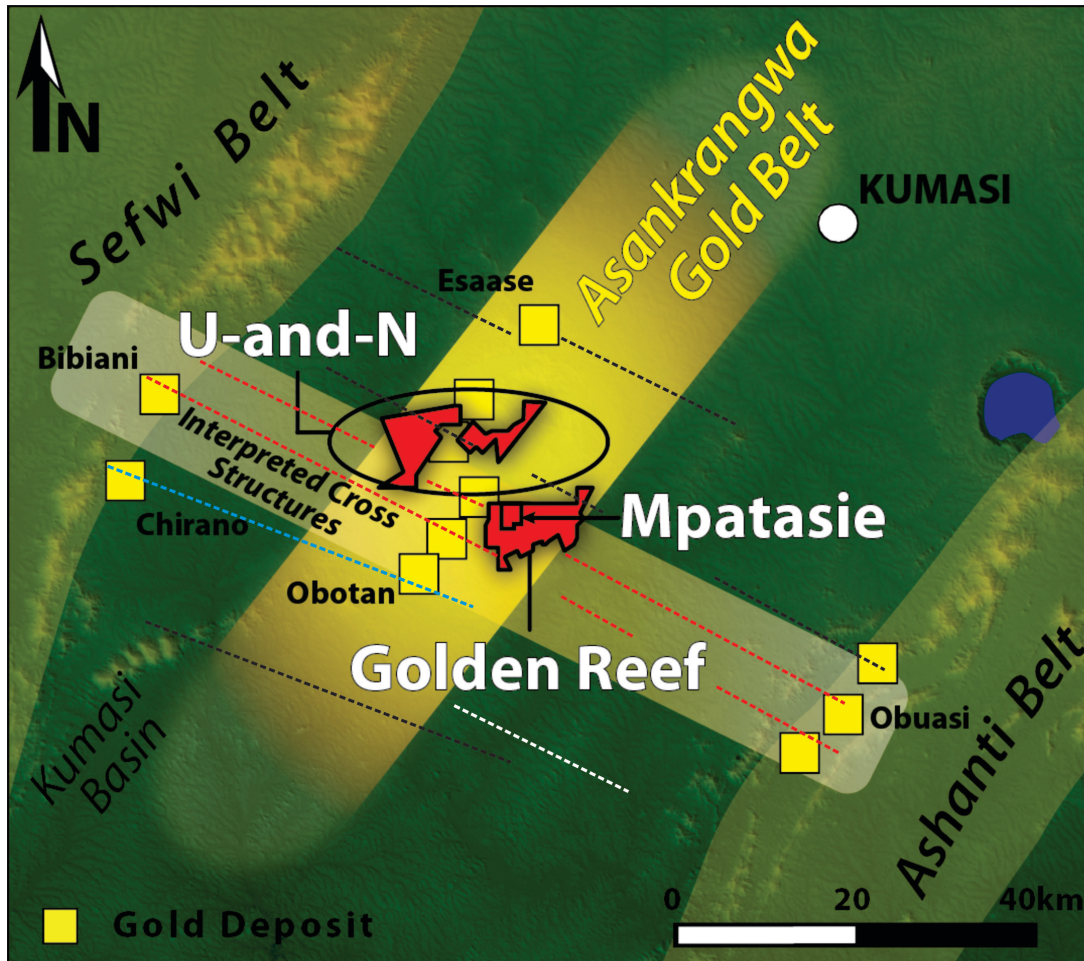




- BLANK SLIDE



# Key Projects – Asankrangwa Belt

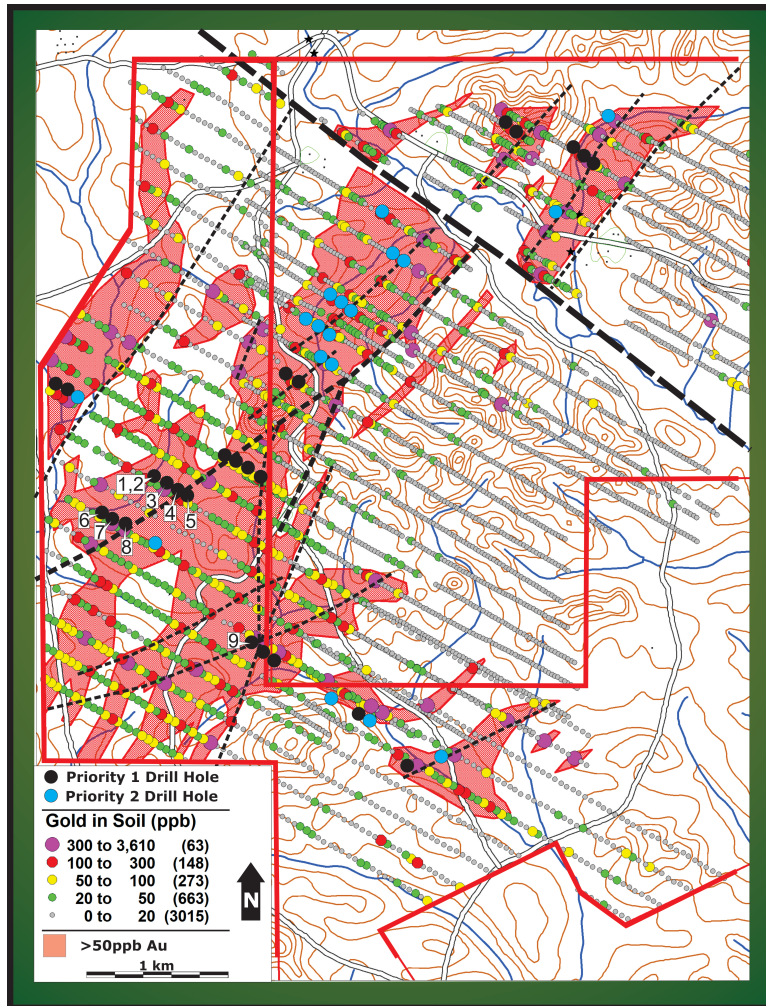


- Structural setting similar to Ashanti and Sefwi belt margins where Obuasi, Bibiani, Chirano gold deposits occur.
- Important cross structures align key deposits.
- Gold occurs at the intersection of cross structures with Asankrangwa structures.



# Golden Reef West

## Sample Data and Drill Plan



- Soil samples define a 3 x 5 km anomaly along regional structures.
- Gold values in soil of  $\geq 300$ ppb are common with values up to 3.6 g/t Au.
- Drilling results anticipated late Q3 2011.

