

# Denver Gold Forum 19 September 2011



**Greg Robinson**  
**Managing Director & CEO**

[www.newcrest.com.au](http://www.newcrest.com.au)



# Disclaimer

## Forward Looking Statements

These materials include forward looking statements. Forward looking statements inherently involve subjective judgement and analysis and are subject to significant uncertainties, risks and contingencies, many of which are outside of the control of, and may be unknown to, the company. Actual results and developments may vary materially from those expressed in these materials. The types of uncertainties which are relevant to the company may include, but are not limited to, commodity prices, political uncertainty, changes to the regulatory framework which applies to the business of the company and general economic conditions. Given these uncertainties, readers are cautioned not to place undue reliance on such forward looking statements.

Forward looking statements in these materials speak only at the date of issue. Subject to any continuing obligations under applicable law or any relevant stock exchange listing rules, the company does not in providing this information undertake any obligation to publicly update or revise any of the forward looking statements or any change in events, conditions or circumstances on which any such statement is based.

## Ore Reserves and Mineral Resources Reporting Requirements

As an Australian company with securities listed on the Australian Securities Exchange ("ASX"), Newcrest is subject to Australian disclosure requirements and standards, including the requirements of the Corporations Act and the ASX. Investors should note that it is a requirement of the ASX listing rules that the reporting of Ore Reserves and Mineral Resources in Australia comply with the Australasian Code for Reporting of Exploration Results, Mineral Resources and Ore Reserves (the "JORC Code") and that Newcrest's Ore Reserve and Mineral Resource estimates comply with the "JORC Code".

## Competent Persons Statement

The information in this presentation that relates to Exploration Results is based on information compiled by Colin Moorhead, EGM Minerals for Newcrest Mining Limited who is a Fellow of The Australasian Institute of Mining and Metallurgy, and a full-time employee of Newcrest Mining Limited. Mr Moorhead has sufficient experience which is relevant to the styles of mineralisation and types of deposits under consideration and to the activity which he is undertaking to qualify as a Competent Person as defined in the 2004 Edition of the "JORC Code". Mr Moorhead consents to the inclusion in this presentation of the matters based on this information in the form and context in which they appear.

## Exploration Target

The potential quantity and grade related to Exploration Targets in this report is conceptual in nature as there has been insufficient exploration to define a Mineral Resource. It is uncertain if further exploration will result in the determination of a Mineral Resource.

# Exploration Target for Wafi-Golpu

The Wafi-Golpu project is located in the Morobe Province of PNG on EL440 approximately 60km southwest of the town of Lae. Wafi-Golpu is a major exploration project that forms part of the Morobe Mining Joint Ventures (MMJV) which is a 50/50 joint venture between Newcrest and Harmony. In July 2011, an updated resource estimate for Wafi-Golpu was reported containing Measured, Indicated and Inferred Mineral Resources for Wafi Golpu totalling approximately 1010 million tonnes containing 26.6 million ounces of gold and 9.0 million tonnes of copper<sup>(1)</sup>. This comprises an extensive body of gold only epithermal style mineralisation (Wafi) located near surface and deeper porphyry related copper+gold mineralisation (Golpu and Nambonga). The Wafi epithermal mineralisation includes oxide, transitional and sulphide ore types with individual ore zones reported at relatively high cut-off grades. Studies show that the resource is quite sensitive to these cut-offs with only minor improvements in margin required to increase the inventory substantially. Exploration also demonstrates that these mineralised zones are spatially related to a central diatreme and that the mineralised zones remain open at depth.

In October 2010, an Exploration Target for the Wafi-Golpu project area in excess of 30 million ounces of gold and 8 million tonnes of copper based on a tonnage range between 900 and 1400 million tonnes was reported. This targeted growth of epithermal deposits to between 100 and 200 million tonnes at a grade range between 1.5 and 2.0 grams per tonne plus porphyry deposits to a range of 800 and 1200 million tonnes at grades between 0.7 and 1.1% copper and 0.5 to 0.9g/t gold.

Recent work conducted by the MMJV has included a significant amount of additional drilling at Wafi-Golpu, ongoing regional exploration, and detailed concept studies on deposit knowledge and possible development scenarios.

Results from work, including but not limited to very strong gold and copper results from deep drilling at Golpu, demonstrate that the previously announced exploration target for Wafi-Golpu has been achieved and in March 2011 supported revision of the Exploration Target for the Wafi-Golpu project area to in excess of 40 million ounces of gold and 15 million tonnes of copper based on a tonnage range between 1200 and 1700 million tonnes. This targets growth of epithermal deposits to between 100 and 200 million tonnes at a grade range between 1.5 and 2.0 grams per tonne plus porphyry deposits to a range of 1100 and 1500 million tonnes at grades between 0.8 and 1.5% copper and 0.6 to 1.0g/t gold.

Deep drilling undertaken and reported in recent quarters continues to demonstrate that the Golpu porphyry deposit may be significantly larger than the reported resource. Results show strongly mineralised porphyry at depth and to the north with grades persisting well into metasediment wall-rocks. Several other porphyry style targets in earlier stages of exploration with encouraging preliminary data also exist in the project area.

- 1 Refer 2011 Newcrest Annual Statement of Mineral Resources and Ore Reserves located at [www.newcrest.com.au](http://www.newcrest.com.au)  
The potential quantity and grade of this Exploration Target is conceptual in nature and is expressed in 100% equity terms. At this point there has been insufficient exploration to define a Mineral Resource and it is uncertain if further exploration will result in the determination of a Mineral Resource

# Company Strategy Refreshed



- **Key elements reinforced:**

- Gold focus
- Asia focus
- Long-life / low-cost assets
- Target growth (5-10%pa)
- Unhedged, low gearing
- People /capability
- Dividends

- **Asset portfolio review**

- Growth from large resource, low-cost assets
- Drive predictable performance from others
- Divest non core assets
- Explore and capture new provinces

# Financial Results – 12 months to June 2011

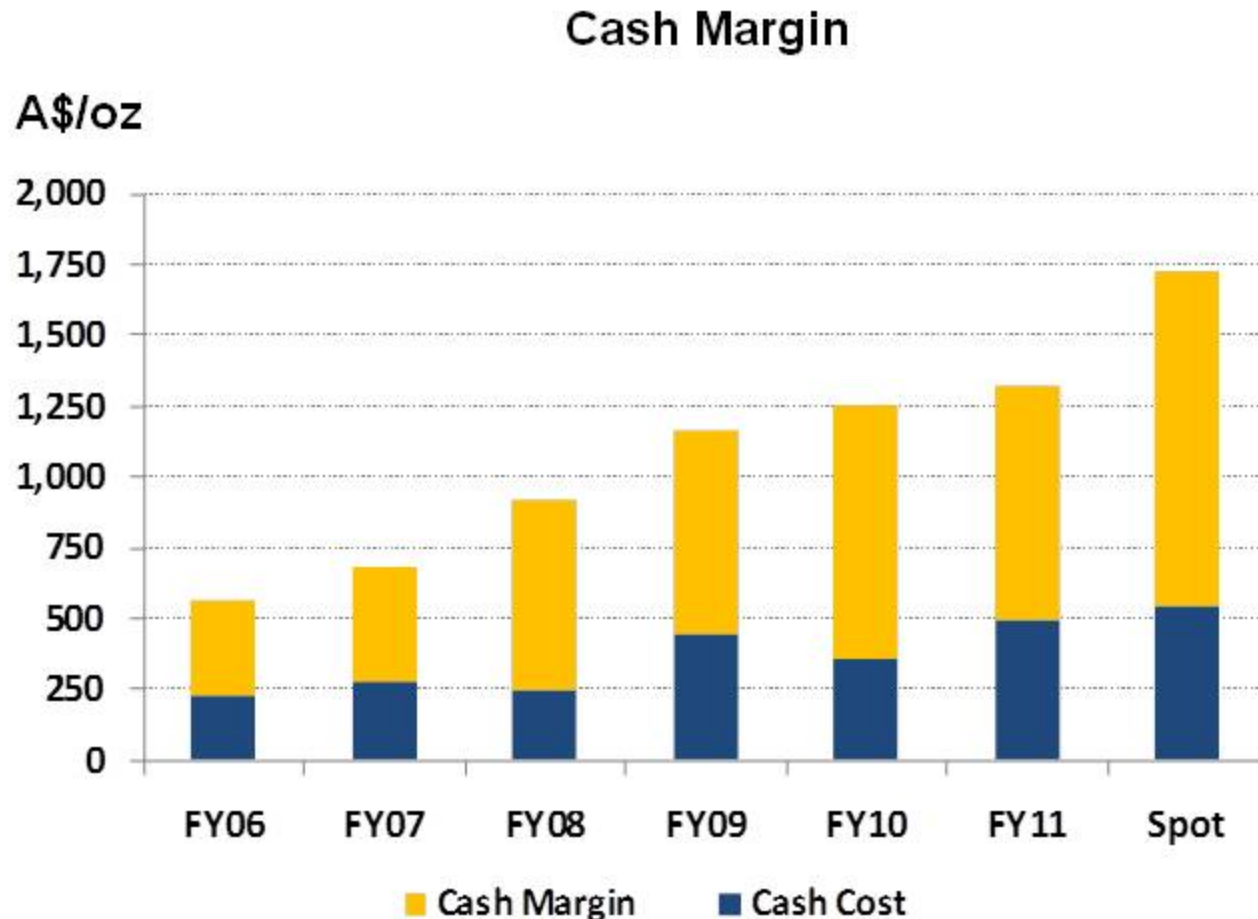


- **Strong Profit & Cashflow**
  - Underlying Profit<sup>1</sup> up 36% - A\$1,058M
  - Statutory Profit<sup>2</sup> up 63% - A\$908M
  - Cashflow - A\$1,729M
- **Significant investment in Growth**
  - Capital Expenditure A\$1,890M
  - Exploration Expenditure A\$126M
- **Increased return to Shareholders**
  - Full year dividend 30 cps
  - Special dividend 20 cps

<sup>1</sup> Profit after tax and minority interest before hedge restructures and other significant items

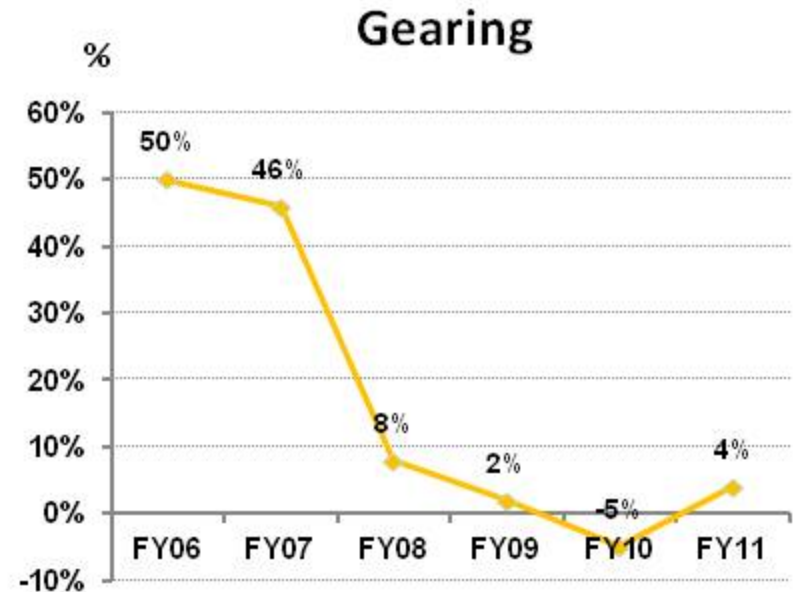
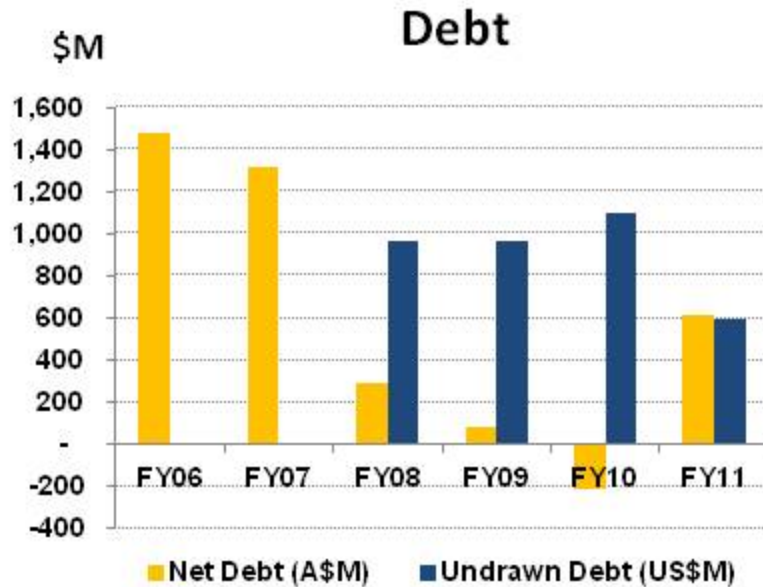
<sup>2</sup> Profit after tax and minority interest after hedge restructures and other significant items

# Expanding Margins



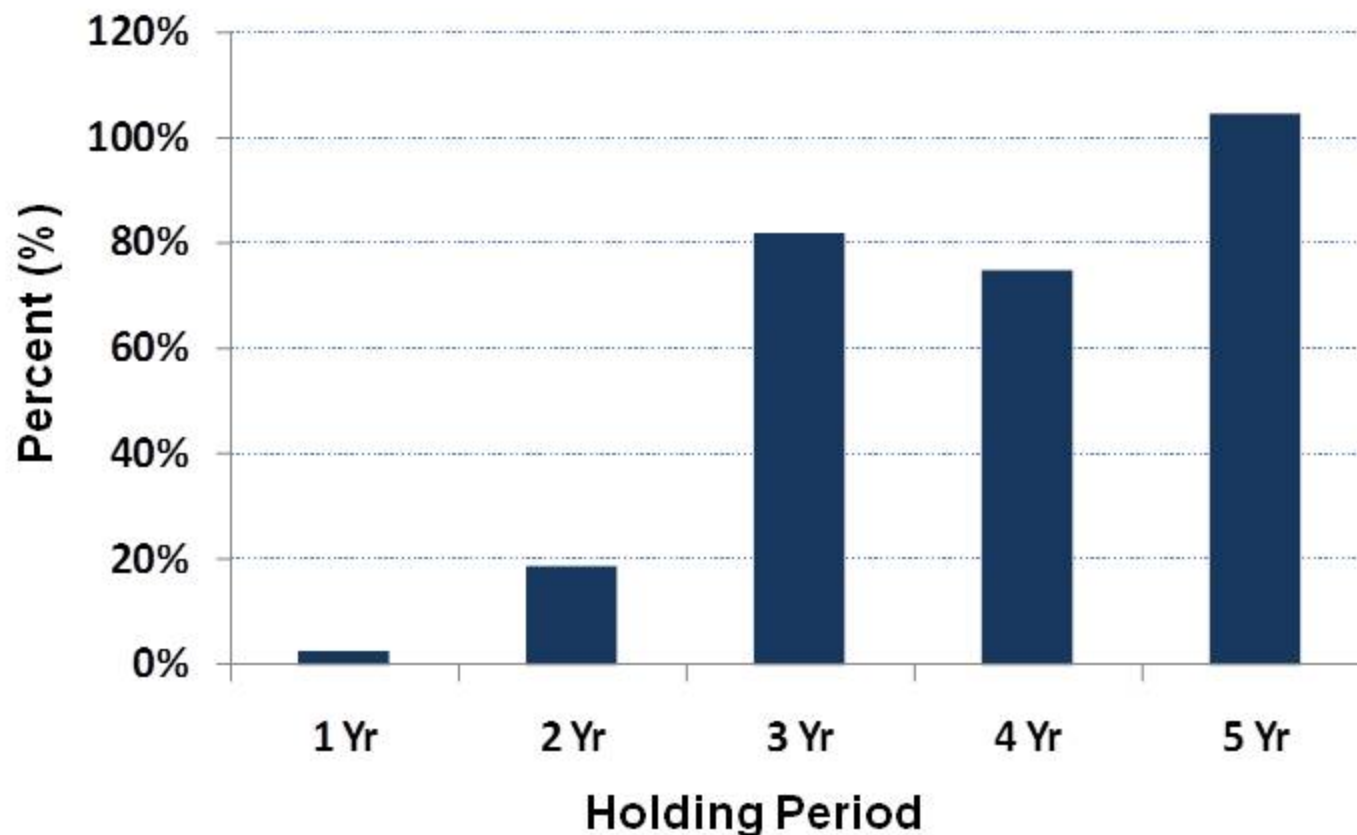
Spot cash margin represents AUD gold price at 9 Sep 2011 and Newcrest June quarter 2011 cash cost

# Strong Balance sheet



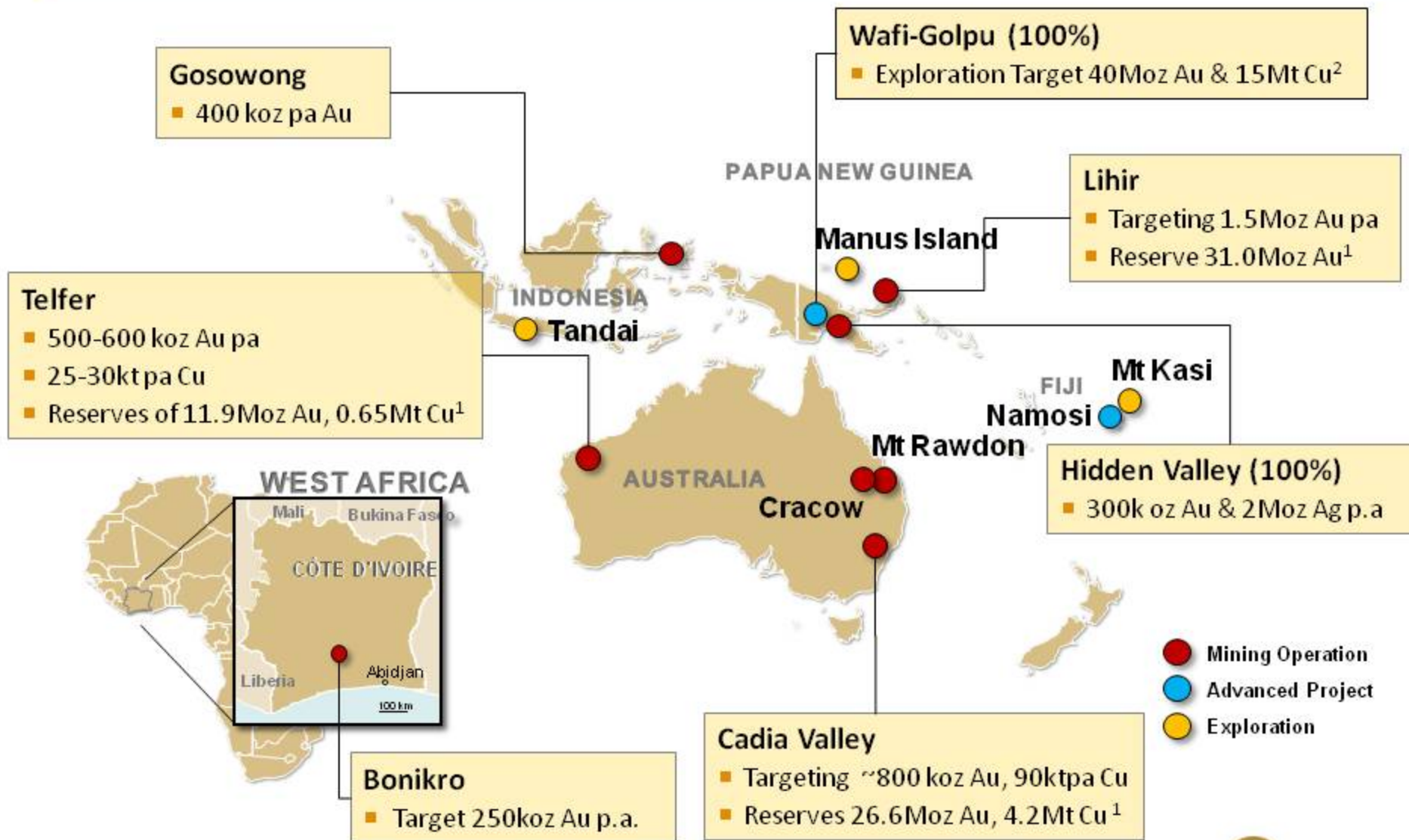
- Unhedged, conservative balance sheet
- Low gearing, up to 15% acceptable
- Operating cashflow to fund growth projects
- Undrawn debt facilities US\$600M

# Newcrest Total Shareholder Return



Total Shareholder Return based on the value of an investment in NCM as at 8 September 2011 assuming all dividends reinvested.

# Asset Portfolio

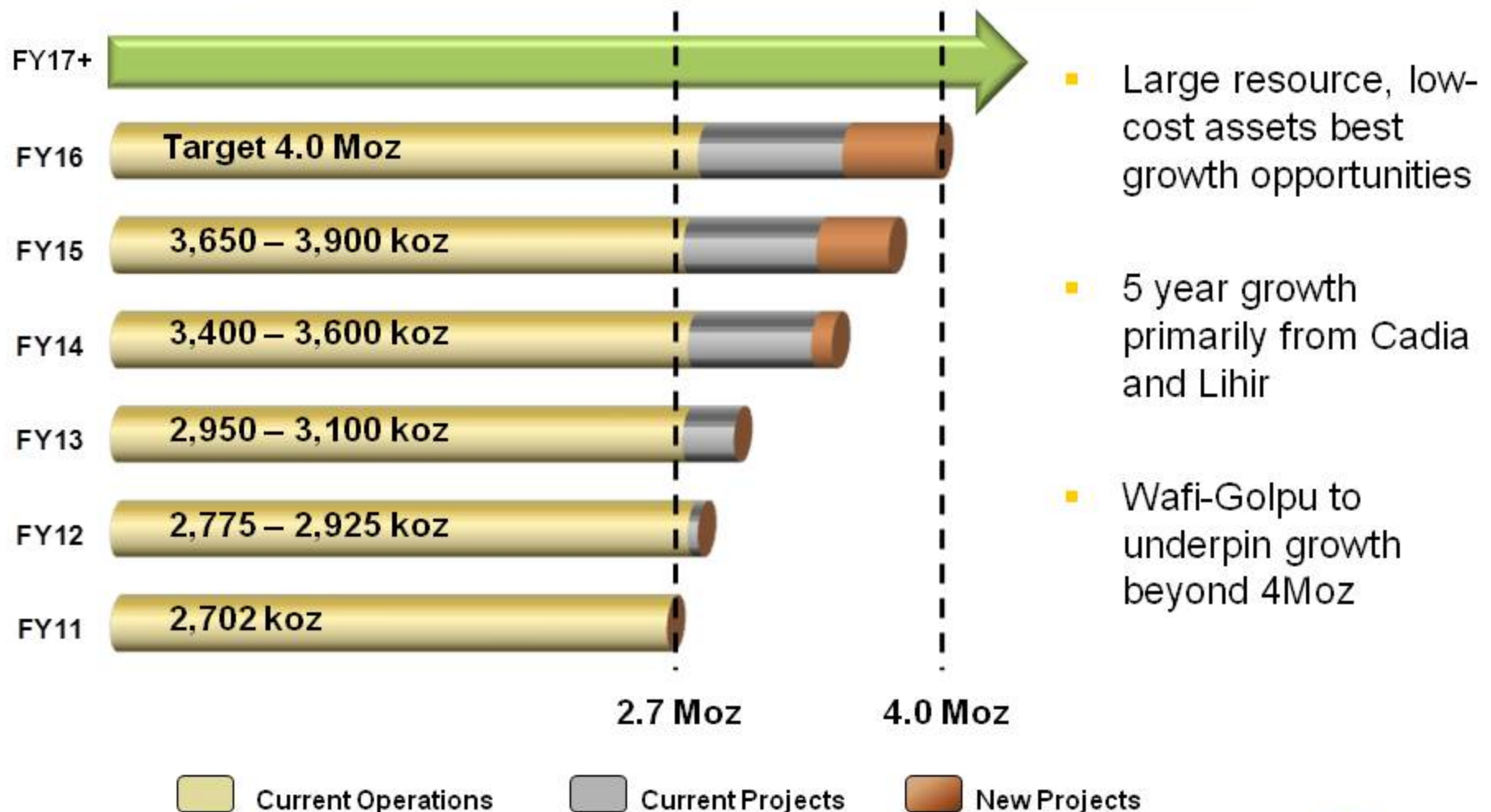


<sup>1</sup> Newcrest Annual Statement of Mineral Resources & Ore Reserves to June 30, 2011. Resource figures quoted on 100% basis.

<sup>2</sup> Refer Slides 2 and 3 in relation to Exploration Target

# Gold Production: Target of 4 Million Ounces in FY16

~ 50% increase in Gold production over 5 years

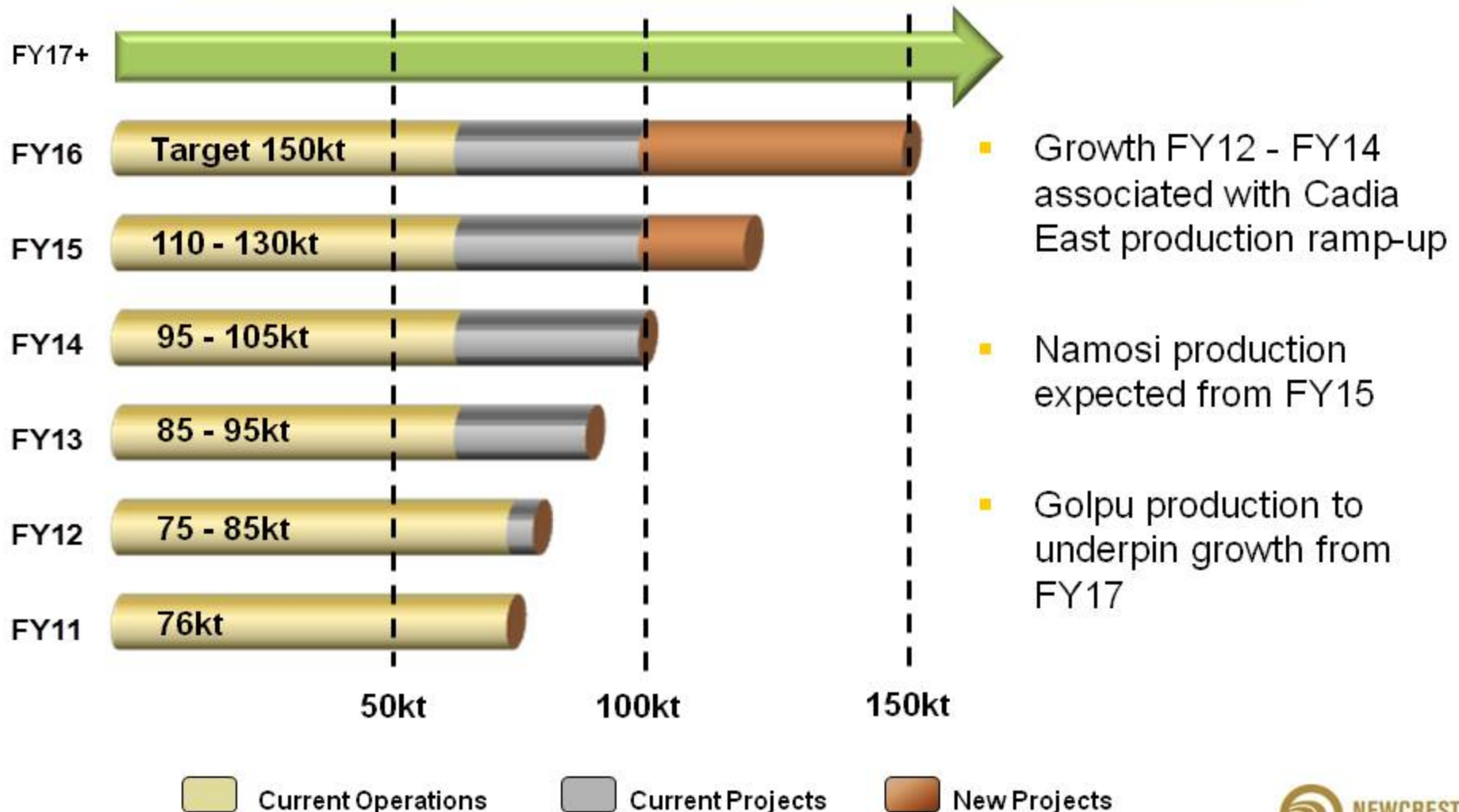


Current Operations
  Current Projects
  New Projects

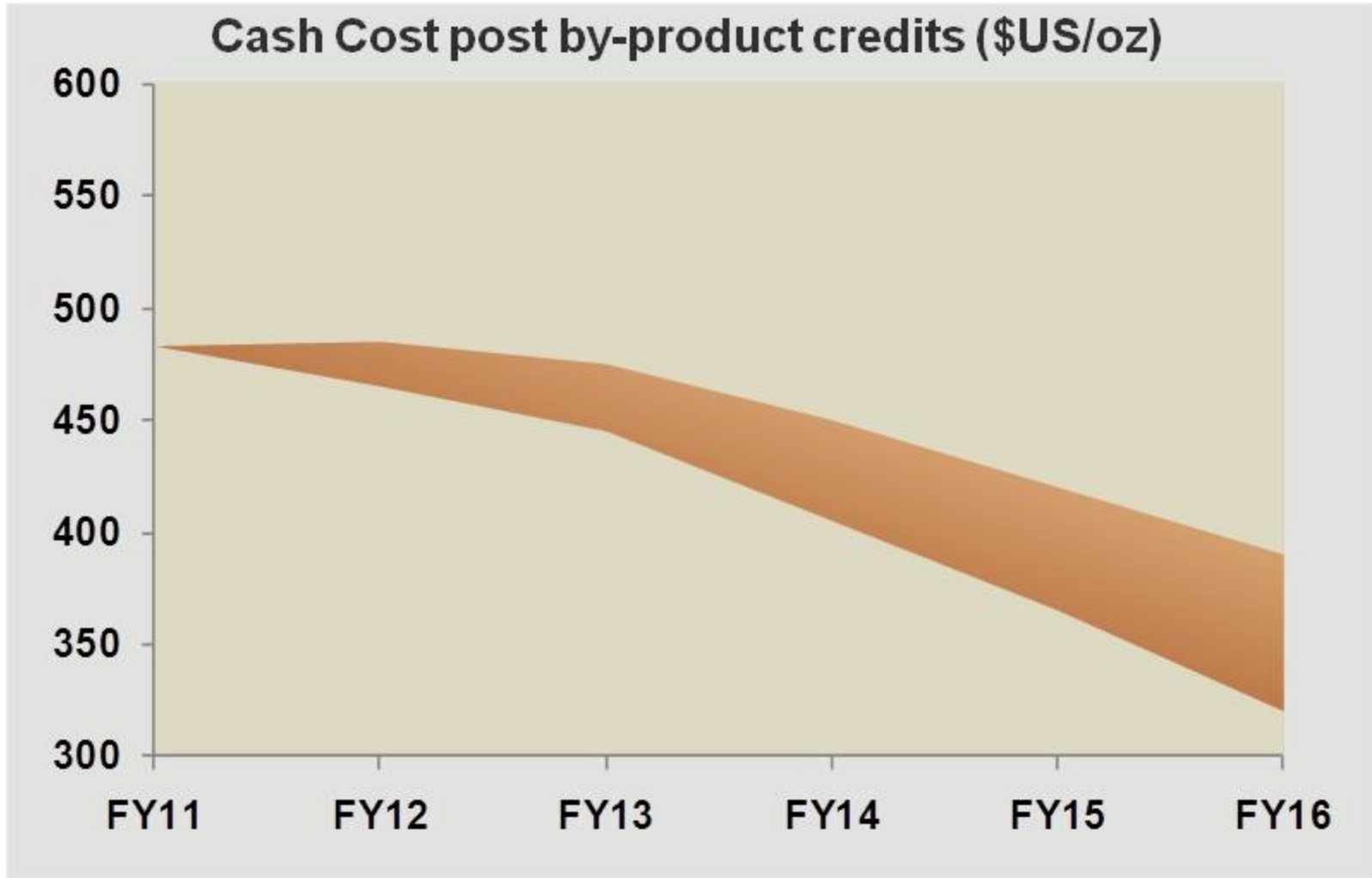
Note: Gold production profile includes production from Cracow and Mt Rawdon

# Copper Production estimated to double over 5 yrs

Copper production estimated to increase to 150kt in FY16



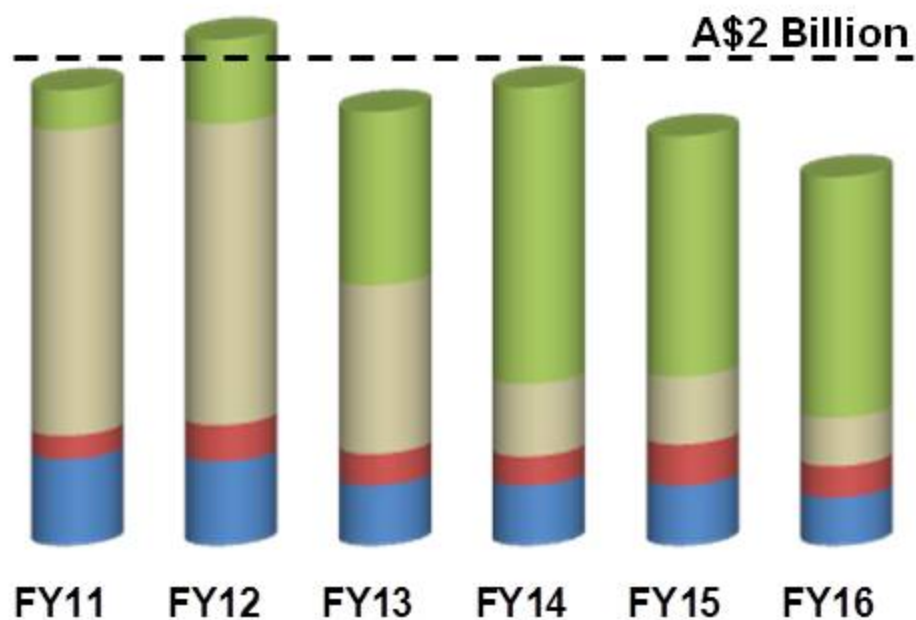
# Indicative Cash Cost profile



assumes declining copper price from US\$4.00/lb to US\$3.00/lb  
and declining AUD:USD exchange rate from 1.00 to 0.85

# Potential 5 Year Capital Spend

- Operating cash flow expected to fund capital
- Gearing 4%



■ New Projects                      ■ Current Projects  
■ Development Capital           ■ Sustaining Capital

- Current Projects ~ A\$3 Billion
  - Cadia East: \$2,100 - \$2,200M<sup>1</sup>
  - Lihir MOPU: \$600 - \$700M
- New Projects ~ A\$3 - 4 Billion
  - O'Callaghans: \$400 - \$500M
  - Namosi (70%): \$700 - \$800M
  - Golpu (50%): \$1,200 - \$1,400M
- Development & Sustaining ~ A\$2 Billion
  - Development \$100 - \$150M pa
  - Sustaining \$200 - \$300M pa

# Portfolio Overview - Operations



Cadia Valley (Resource 43.4Moz Au, 7.97Mt Cu)<sup>1</sup>

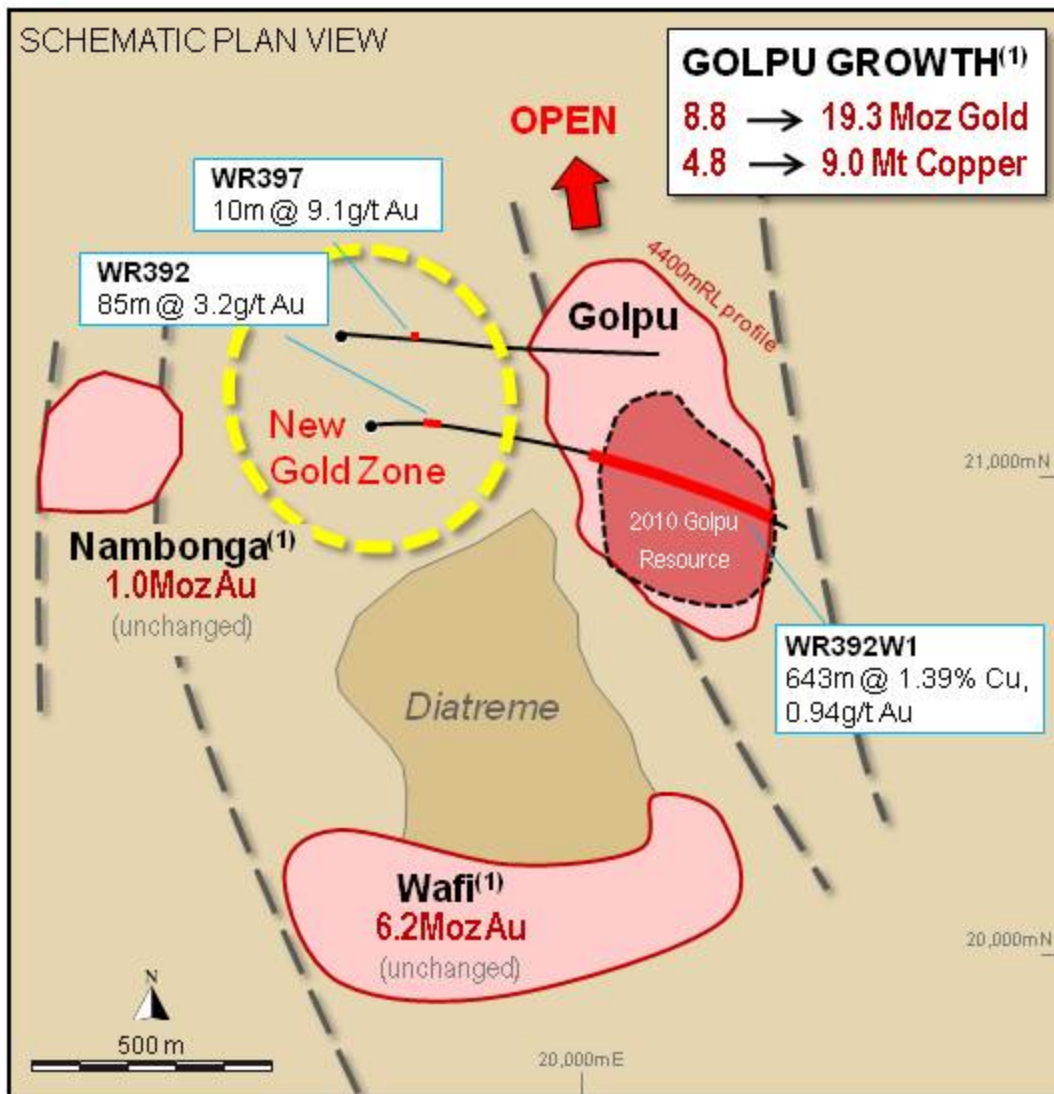
- Cadia East production FY13
- Production increase to 700 - 800koz p.a.
- Copper increasing to 80 - 90kt p.a.
- First quartile cash cost
- 2015 optimise plant and throughput



Lihir (Reserves 31Moz Au, Resources 56Moz Au)<sup>1</sup>

- MOPU production increase to 1.2 - 1.3Moz p.a.
- Scope for further optimisation
- Grow production to 1.4 - 1.5Moz in 5 years
- Cash costs around US\$400/oz

# PNG, Wafi-Golpu – 1 Billion Tonnes & Growing

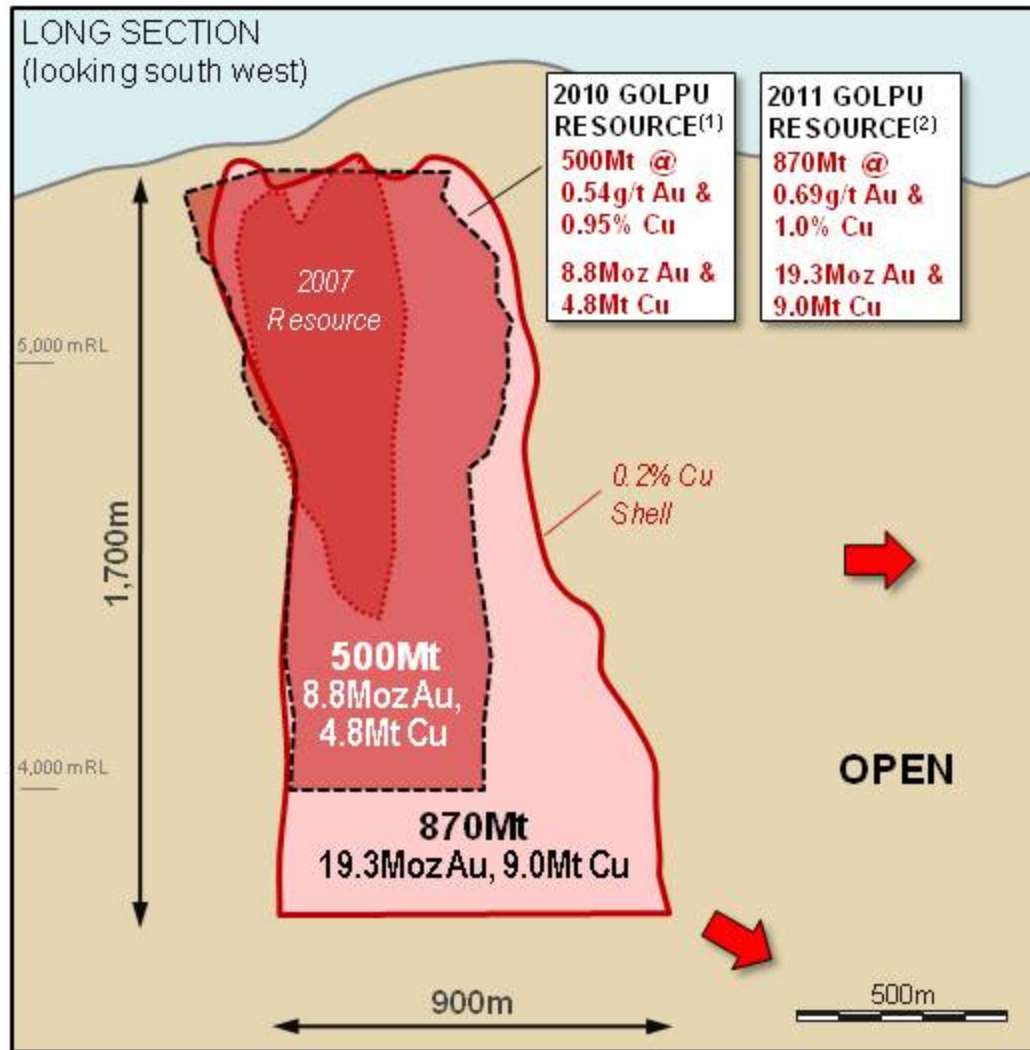


- 50% NCM, 50% Harmony<sup>(2)</sup>
- FY12 Exploration ~ A\$30M
- Resource growth (100%)
  - 16 to 26.6 Moz Au
  - 4.8 to 9.0 Mt Cu
- PFS due 2<sup>nd</sup> Qtr 2012
- Production from FY17
  - ~ 600 – 800koz Gold
  - ~ 300 – 500kt Copper
- Low cash costs – 1<sup>st</sup> quartile
- Initial Capex A\$3 – 4B (100%)

(1) Newcrest Annual Statement of Mineral Resources & Ore Reserves to June 30, 2011 Resource figures quoted on 100% basis

(2) PNG Government retains a 30% equity option


# PNG, Wafi-Golpu



(1) Newcrest Annual Statement of Mineral Resources & Ore Reserves to June 30, 2010. Resource figures quoted on 100% basis.

(2) Newcrest Annual Statement of Mineral Resources & Ore Reserves to June 30, 2011. Resource figures quoted on 100% basis.

# Porphyry Copper- Gold Deposits – SE Asia

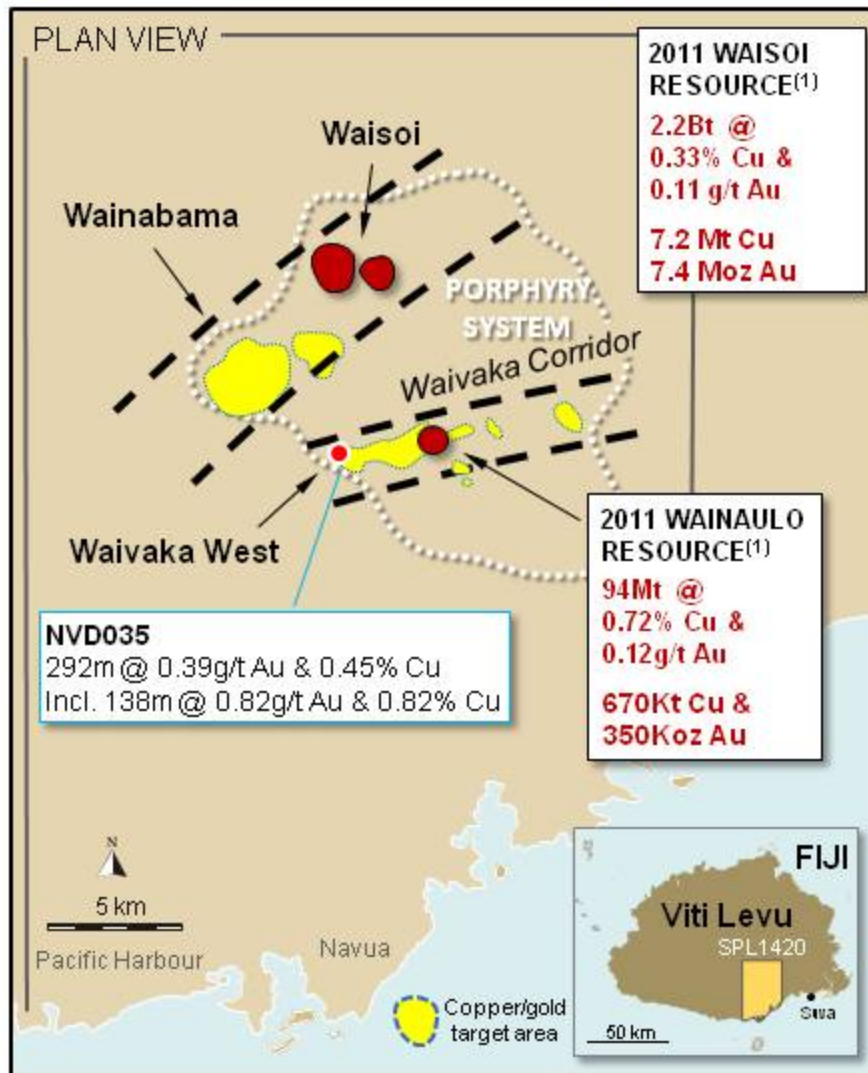


Sourced from MEG Database and company reports.

(1) Gold equivalent based on USD 900/oz Au, USD 2.50/lb Cu at 100% recovery for both metals.

(2) Exploration Target for Wafi-Golpu is 40Mt gold and 15Mt copper. - refer notes on slides 2 & 3

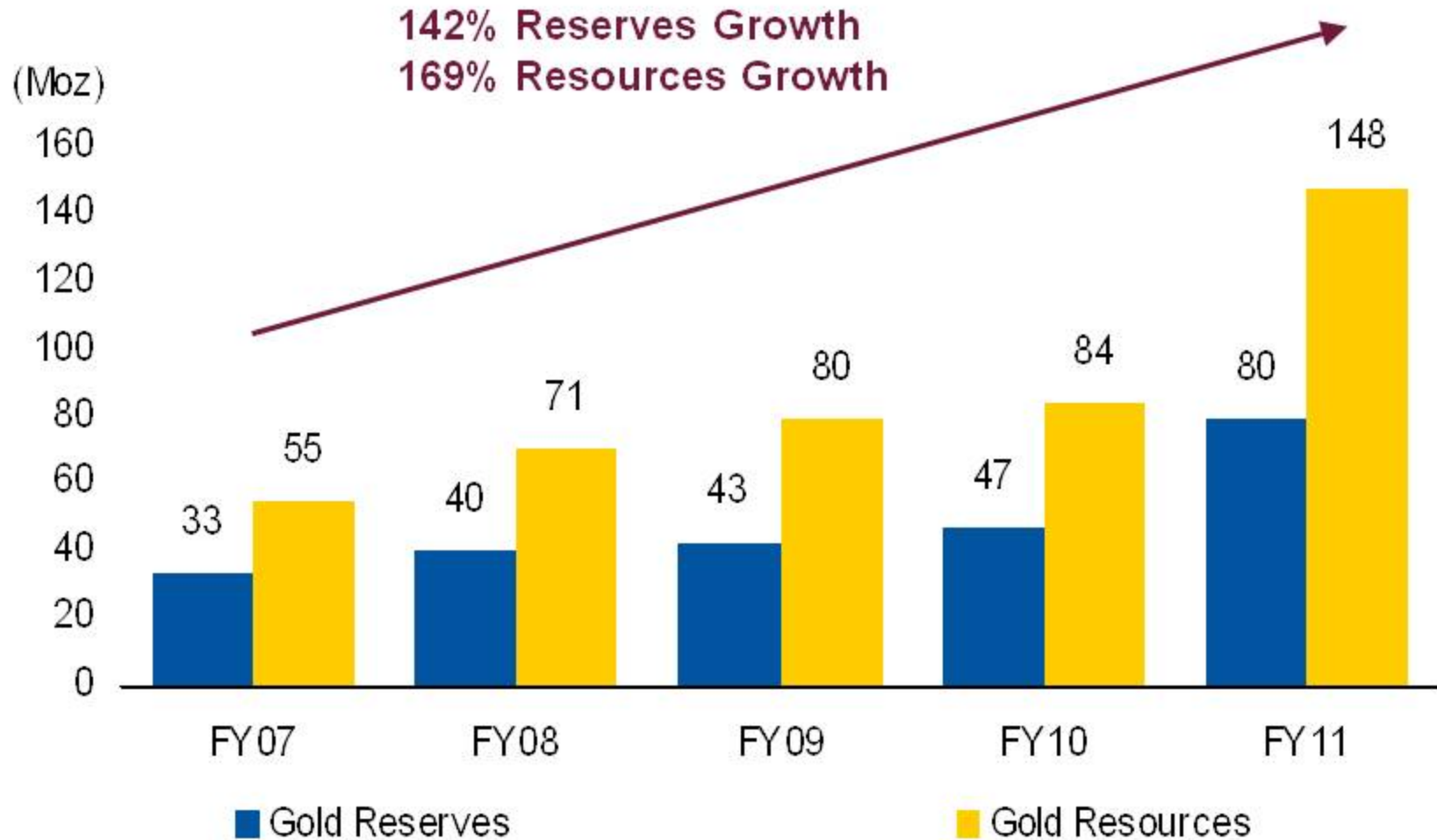
# Fiji, Namosi – 2<sup>nd</sup> Porphyry System at Waivaka



- Waisoi PFS nearing completion
  - 16mt plant, open pit
  - 50,000 tonnes Cu & 75,000ozs Au
  - A\$1B capex, production 2015/16
  
- Higher grade mineralisation seen in drill hole NVD035 includes
  - 138m @ 0.82g/t Au, 0.82% Cu
  
- Exploration spend A\$15M in FY12

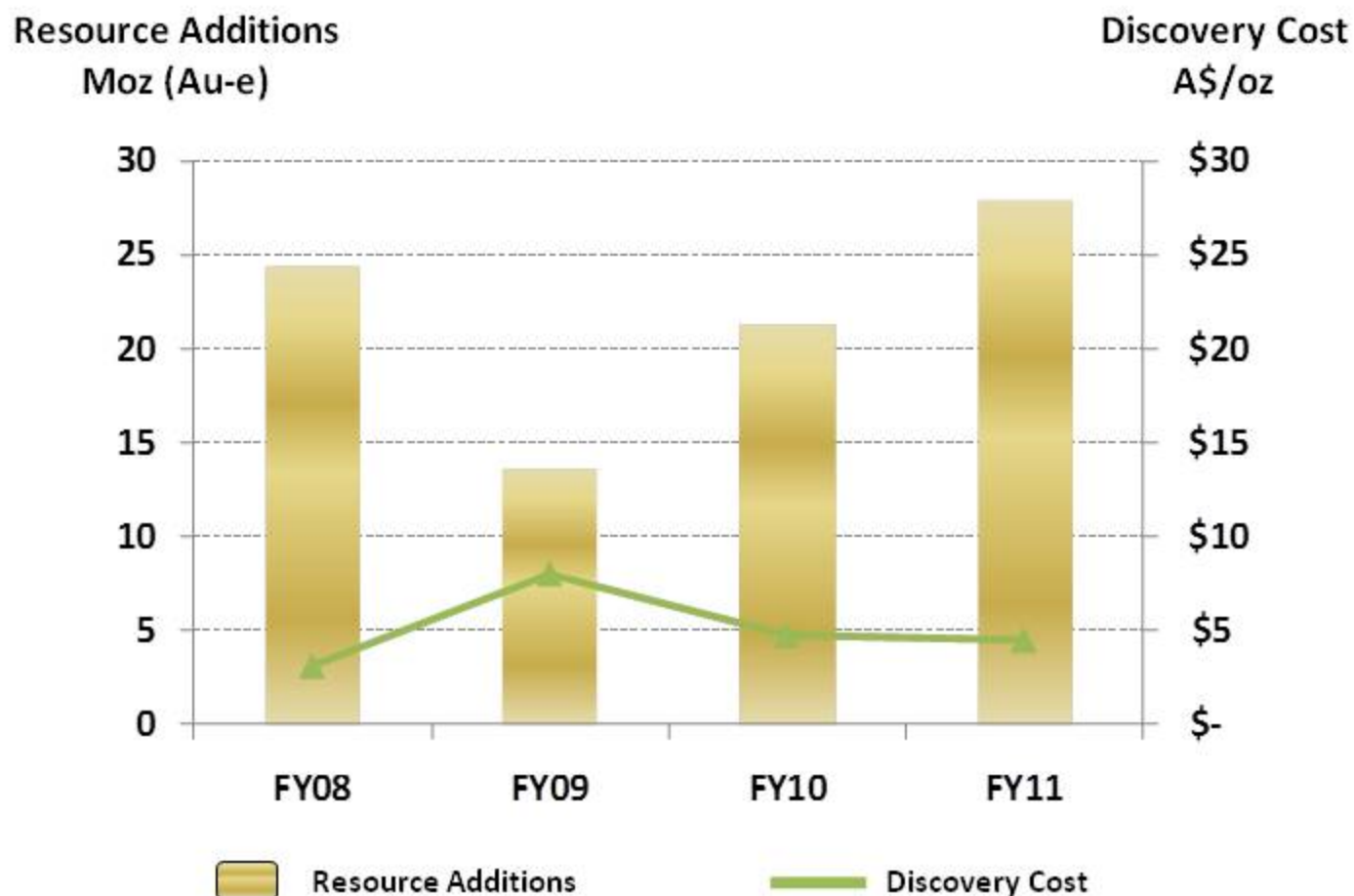
(1) Newcrest Annual Statement of Mineral Resources & Ore Reserves to June 30, 2011. Resource figures quoted on 100% basis.

# Reserve and Resource Growth



# Low Cost of Discovery

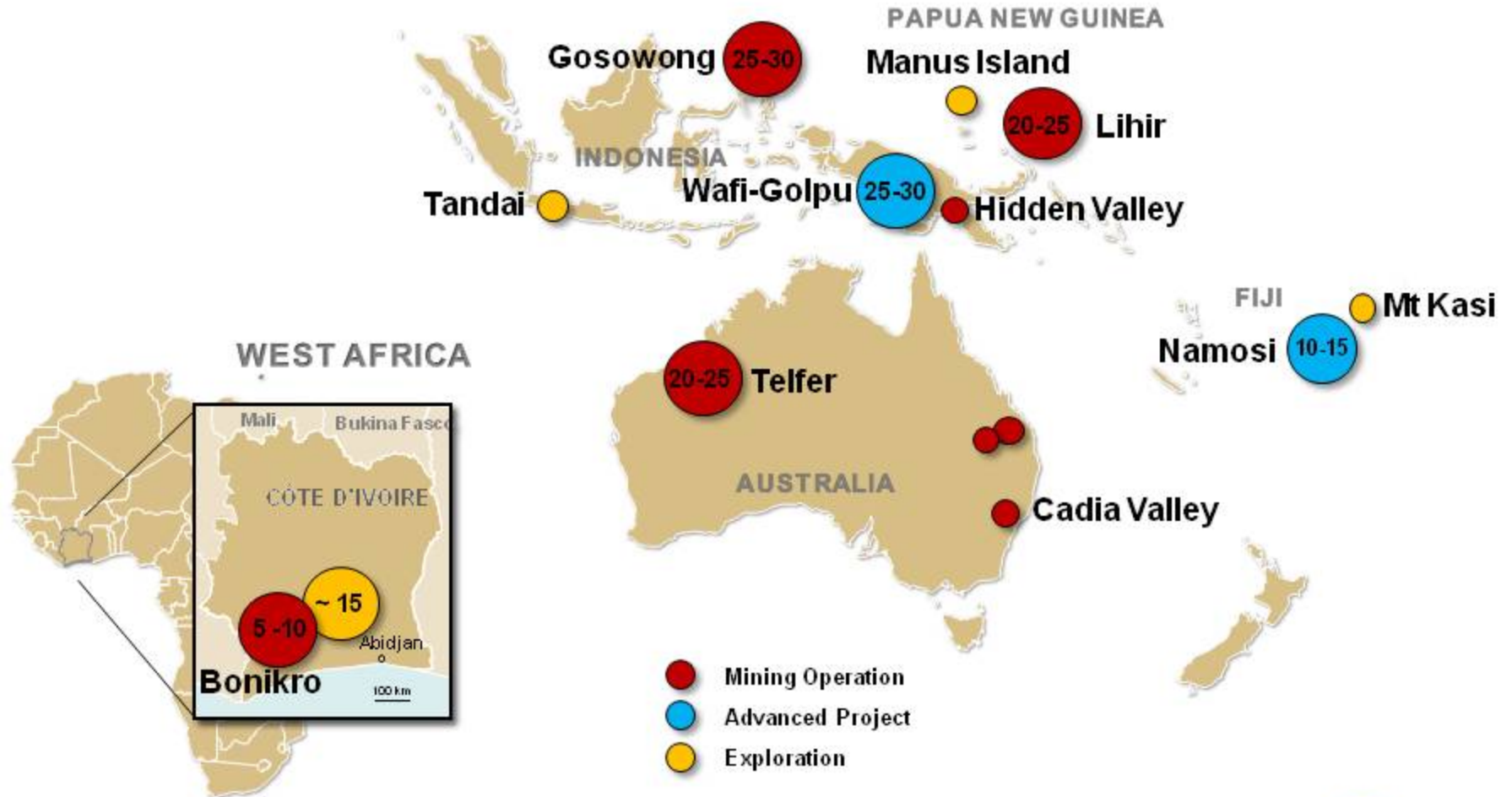
## Mineral Resource Additions via Exploration



Resource additions are net of mining depletion and exclude additions via acquisitions.  
Gold equivalent ounces calculated using US\$900 /oz gold and US\$2.50 /lb copper.

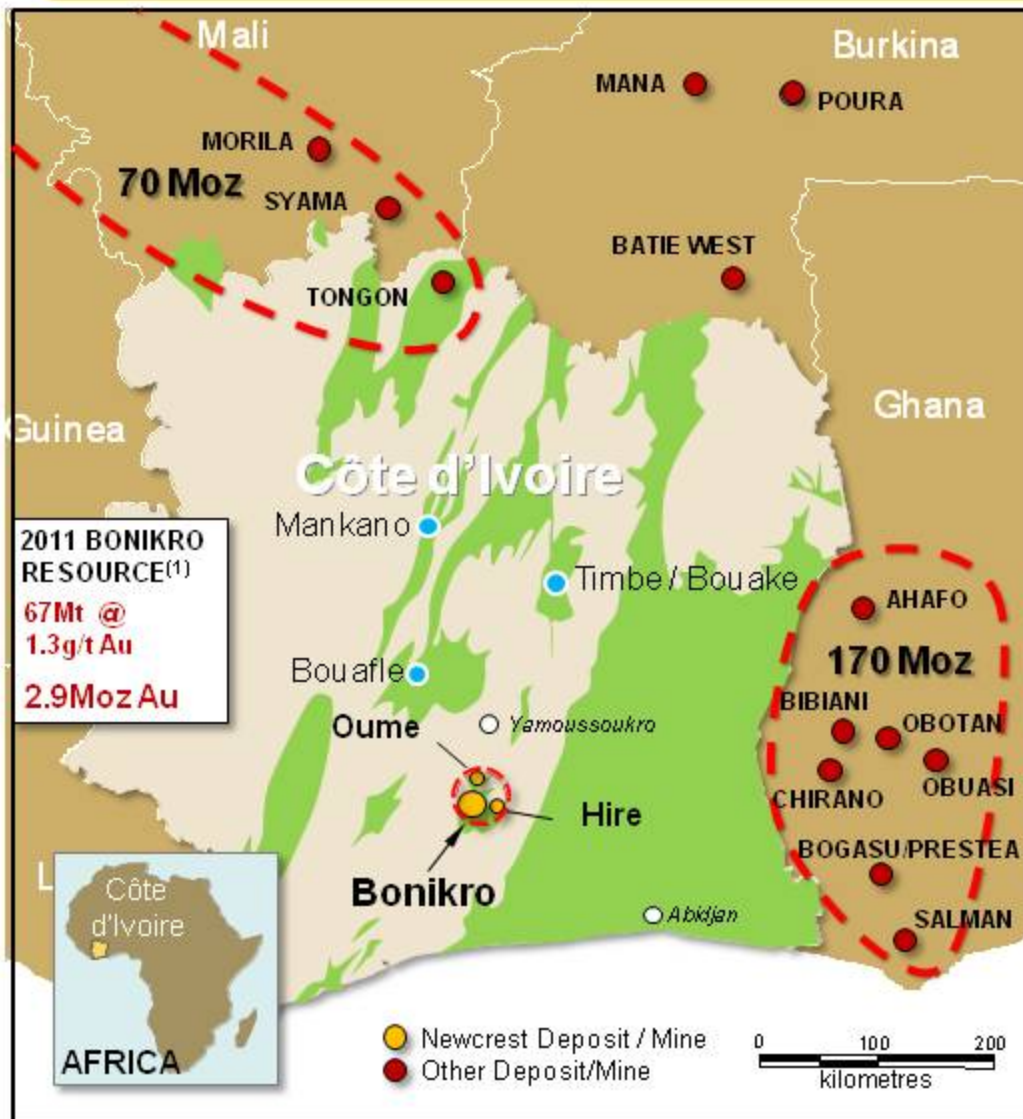
# Exploration Spend (A\$M)

Objective: to discover ounces at < A\$20/oz



Number in circle represents indicative exploration spend in FY12 (A\$M)

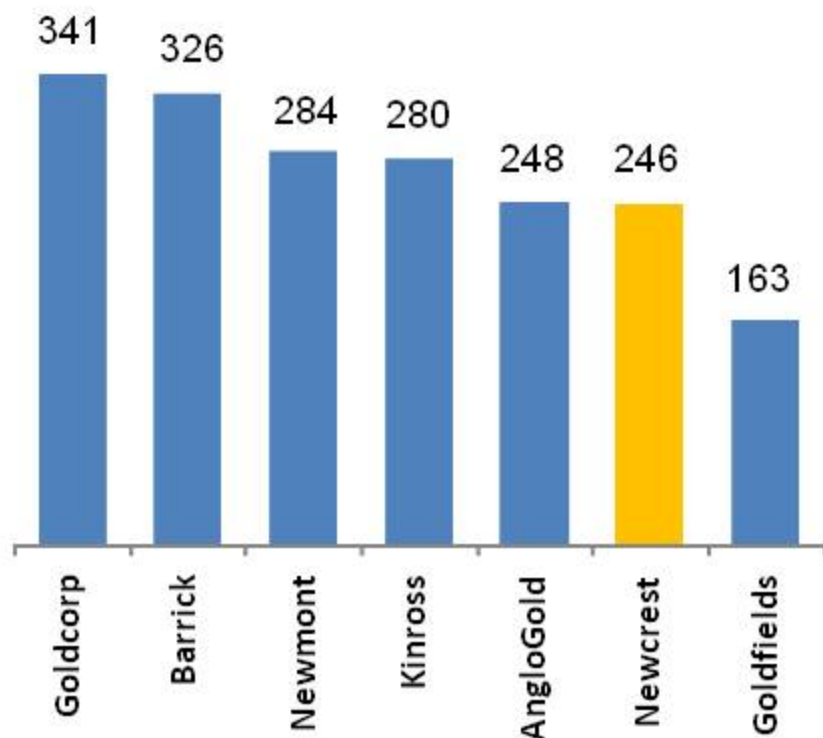
# Côte d'Ivoire, Bonikro – Exploration



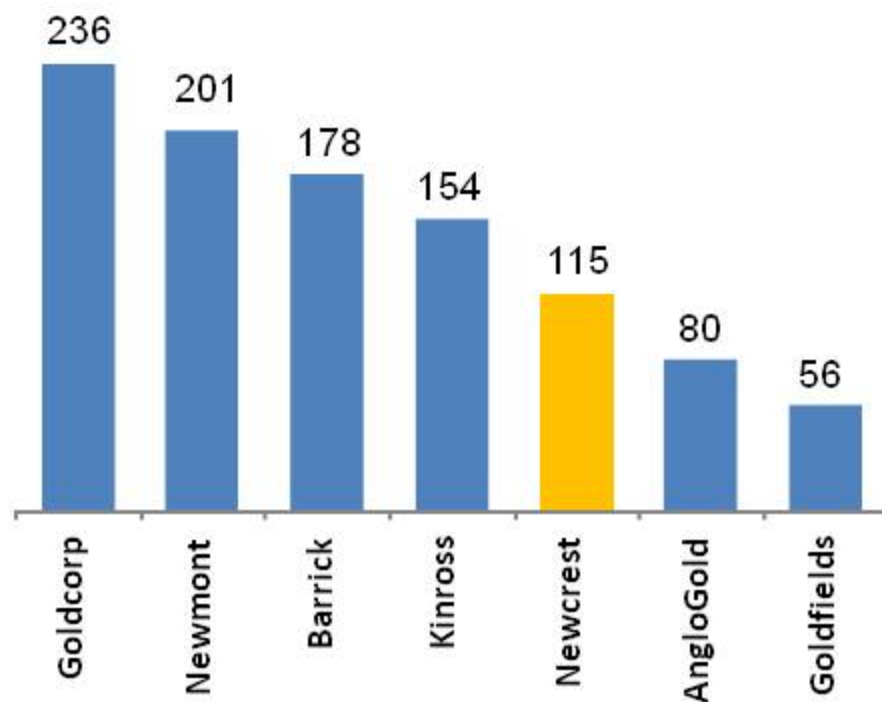
- Back at work
- Mine site and regional focus
- Bonikro ~3Moz <sup>(1)</sup> - 20kms from plant
- 17,000 Km<sup>2</sup> Greenstone Belt
- ~ 30 drill targets to test
- FY12 A\$20 – 25M spend

# Attractive Inventory Valuation Multiples

## EV/eAU Reserves (A\$/oz)

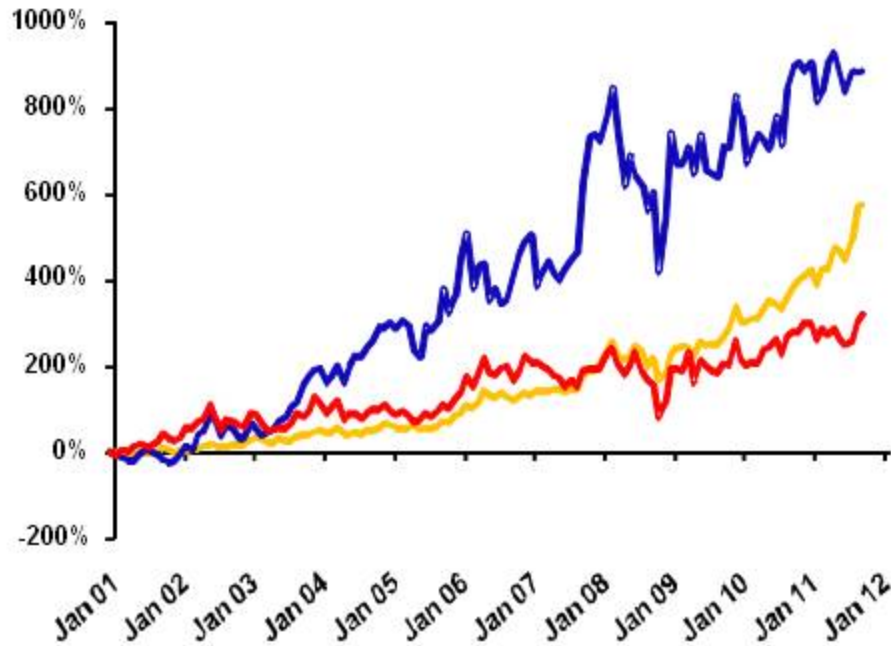


## EV/eAU Resources (A\$/oz)



Source: Company filings, Factset, Bloomberg, broker research as at 30 August 2011

# Newcrest – low cost, long life with strong growth



— Gold Price (USD)  
— Newcrest Share Price (AUD)  
— S&P Global Gold Index



— Gold Price (USD)  
— Newcrest Share Price (AUD)  
— S&P Global Gold Index