



Ghana's Next Major Gold Producer

Precious Metals Summit
Geneva – April 2012

Collin Ellison, Managing Director/CEO

Disclaimer

THE TSX VENTURE EXCHANGE HAS NOT REVIEWED AND DOES NOT ACCEPT RESPONSIBILITY FOR THE ADEQUACY OR ACCURACY OF THIS PRESENTATION

This presentation contains forward-looking statements which involve known and unknown risks, delays and uncertainties not under the Company's control which may cause actual results, performance or achievements of the Company to be materially different from the results, performance or expectations implied by these forward-looking statements.

Unless otherwise specified, all financial figures in this presentation are in Canadian Dollars unless otherwise stated. Product names that appear within this presentation are registered trademarks of their respective owner. The information contained in this Presentation or subsequently provided to the Recipient of this Presentation whether orally or in writing by or on behalf of PMI Gold Corporation (PMI) or their respective employees, agents or consultants ("Information") is provided to the Recipients on the terms and conditions set out in this notice.

The purpose of this Presentation is to provide Recipients with Information relating to PMI. The Presentation has been prepared by PMI and each Recipient must make his/her own independent assessment and investigation of PMI and its business and assets and should not rely on any statement or the adequacy and accuracy of any Information. PMI makes no representation or warranty (express or implied) as to the accuracy, reliability or completeness of the Information.

PMI and its respective directors, employees, agents and consultants shall have no liability (including liability to any person by reason of negligence or negligent misstatement) for any statements, opinions, information or matters (express or implied) arising out of, contained in or derived from, or for any omissions from the Presentation, except liability under statute that cannot be excluded. The Presentation contains reference to certain intentions, expectations and plans of PMI. These intentions, expectations and plans may or may not be achieved. They are based on certain assumptions which may not be met or on which views may differ.

The performance and operations of PMI may be influenced by a number of factors, many of which are outside the control of PMI. No representation or warranty, express or implied, is made by PMI or any of its respective directors, officers, employees, advisers or agents that any intentions, expectations or plans will be achieved either totally or partially or that any particular rate of return will be achieved.

Information that relates to Mineral Resources at the Obotan Gold Project is based on a resource estimate that has been carried out by Mr Peter Gleeson, and information that relates to Mineral Reserves at the Obotan Gold Project is based on a reserve estimate that has been carried out by Mr Duncan Pratt, both full time employees of SRK Consulting, Australia. Mr Gleeson is a Member of the Australian Institute of Geoscientists (MAIG) and Mr Pratt (CP Mining), is a Member of the Australasian Institute of Mining and Metallurgy (MAAusIMM). Both have sufficient experience which is relevant to the style of mineralisation and type of deposit under consideration and to the activities undertaken to qualify as a Competent Person as defined in the 2004 Edition of the Australasian Code for Reporting of Exploration Results, Mineral Resources and Ore Reserves (JORC), and as a Qualified Person in terms of NI43-101. The Mineral Resource and Mineral Reserve estimates have been prepared in accordance with the 2010 Canadian Institute of Mining, Metallurgy and Petroleum (CIM) Definition Standards for Mineral Resources and Mineral Reserve as incorporated by reference in National Instrument 43-101 of the Canadian Securities Administrators, and is consistent with the Australasian Guidelines and Code for the Reporting of Exploration Results, Mineral Resources and Ore Reserves (Revised December 2007) as prepared by the Joint Ore Reserves Committee of the AusIMM, AIG and MCA (JORC). Both Mr Gleeson and Mr Pratt consent to and approve the inclusion of matters based on information in the form and context in which it appears.

The information in this presentation that relates to Mineral Resources at the Kubi Main Deposit, Ghana, is based on a resource estimate that has been audited by Simon Meadows Smith, who is a full time employee of SEMS Exploration Services Ltd, Ghana. Simon Meadows Smith is a Member of the Institute of Materials, Minerals and Mining (IMM), London and has sufficient experience which is relevant to the style of mineralisation and type of deposit under consideration and to the activity which he is undertaking to qualify as a Competent Person as defined in the 2004 Edition of the Australasian Code for Reporting of Exploration Results, Mineral Resources and Ore Reserves, and under NI43-101. Simon Meadows Smith consents to the inclusion in the presentation of the matters based on information in the form and context in which it appears.

Gold resources and reserves stated are based on JORC and or Canadian NI43-101 compliant resources and reserves. For Information purposes only. We seek safe harbour.

Corporate Overview

Capital Structure as at 16/03/12

Ordinary Shares ¹	252.4 million
Options & Warrants	38.5 million
Market Cap (C\$1.03)	~C\$260.0 million
Cash ²	~\$51 million*
Debt	Nil
Enterprise Value	~C\$209.0 million

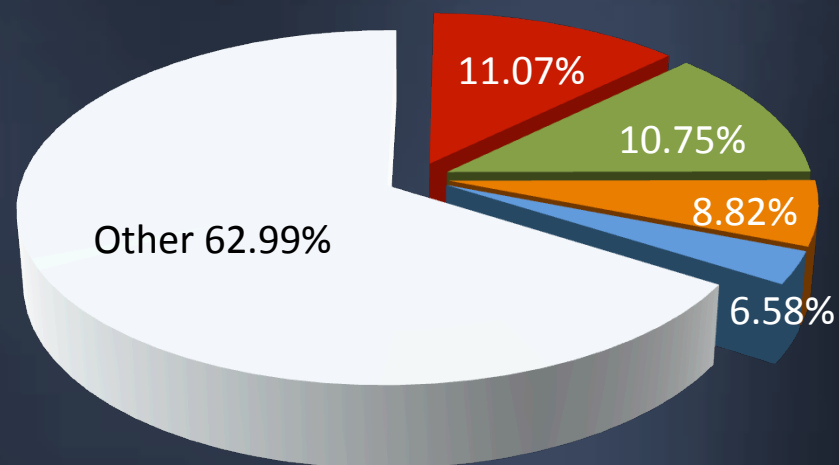
1. Trading: ~24% on ASX, 76% on TSX-V

2. As at 16 March 2012

PMI Gold Corporation is listed on:
 TSX Venture Exchange (**PMV**)
 Australian Securities Exchange (**PVM**)
 Frankfurt Stock Exchange (**PN3N.F**)

Major Shareholders

Waratah Investments	11.07%
Macquarie Bank	10.54%
A J Miller	8.82%
Board & Management	6.58%
Other	62.99%



Experienced Board & Management



Managing Director, Collin Ellison,

B.Sc. (Mining), C.Eng,

- Former CEO of Goldbelt Resources and Asian Mineral Resources



Non-Executive Director, Ross Ashton,

B.Sc. (Geology)

- Previous founder/Managing Director of Red Back Mining Limited



Chairman - Peter Buck,

M.Sc. (Geology)

- Former Director Exploration for LionOre and Managing Director of Breakaway Resources Limited.



Non-Executive Director, Hon. JH Mensah,

Economist

- Former Minister of Finance, Chairman National Development Planning Commission of Ghana



Executive Director, Thomas Ennison,

LLM (Honours) Harvard

- Barrister and Solicitor of the Supreme Court of Ghana. Former Ghanaian Ambassador to Italy and advisor to the U.N. on mining law



Non-Executive Director,

Dr. John Clarke,

MBA, Ph.D (Metallurgy)

- Former Executive Director of Ashanti Goldfields and CEO Nevsun Resources

Chief Operating Officer – Michael Gloyne, *B.Sc. Mining*

- 30 yrs experience in senior management of gold, iron ore, coal and contract mining operations

Chief Financial Officer - Michael Allen, *B.Com., ACA*

- 30 yrs experience in senior financial executive appointments in the mining, advisory and investment industries

VP-Exploration - Thomas Amoah, *Dip. Geol. Eng., MAIG*

- Extensive experience in resource exploration and project development within West Africa.

Country Manager - Neil Macfarlane, *M.Sc.(Geology)*

- 30 yrs experience in exploration, geology, underground gold mining and reserve definition.

3 Projects in Ghana's Golden Triangle

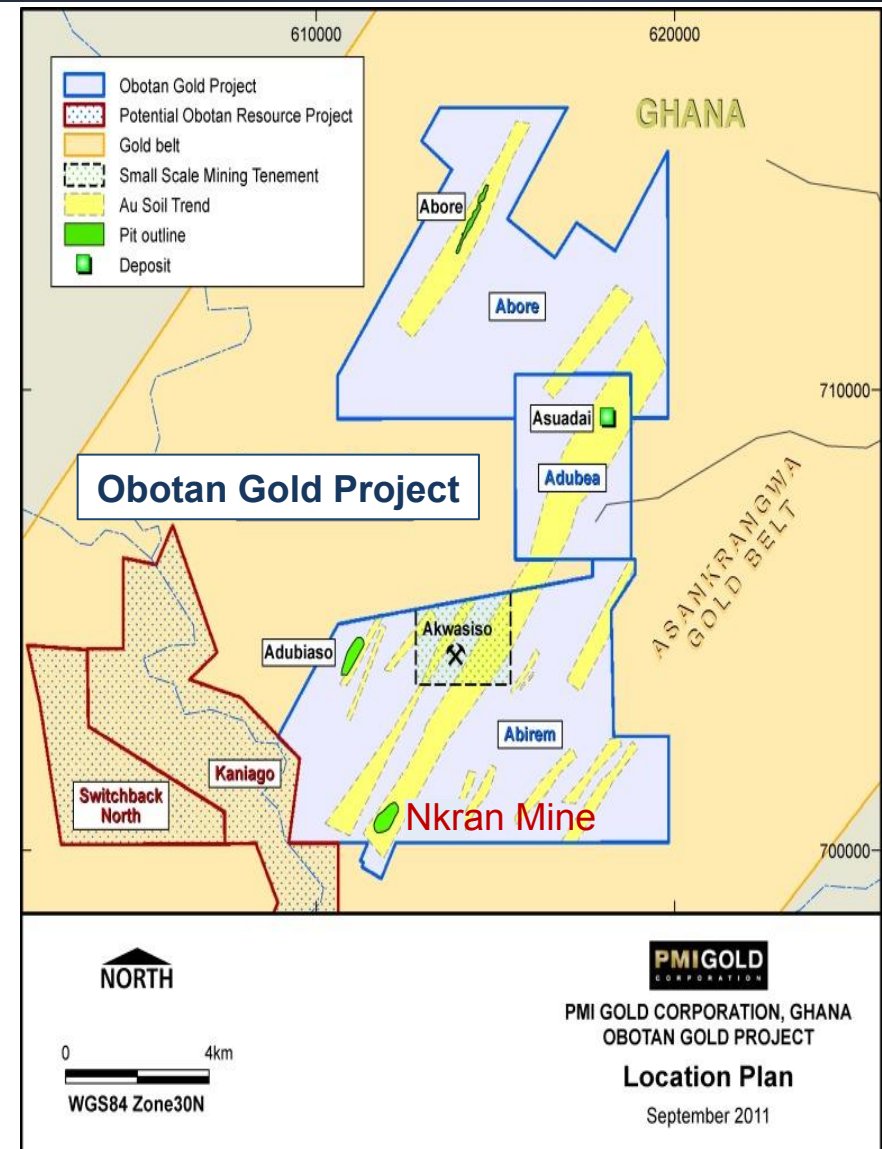
PMI's Strategic Land Holdings



- Large 530km² land position within the Ashanti Gold Belt and Asankrangwa Gold Belt
- Surrounded by multi-million ounce gold deposits
- 3 emerging “Mining Centres”
 1. Obotan Project
 2. Kubi Project
 3. Asanko Project
- Developed transportation, communication and mining

Obotan Project - Development

- Previous gold production from 3 open pits mined by Resolute Mining Limited:
 - 730Koz Au mined, ceased in Dec 2002 with gold price below US\$350/ounce
 - Near 100% final reconciliation between previous reserve model and final production
 - 95% metallurgical gold recovery in previous mining
 - No environmental liabilities from previous mining



Obotan: 2011/12 Resources/Reserves

Resources (April 2012)

JORC/NI43-101	Tonnes (millions)	Grade (g/t Au)	Contained Gold (Moz)
Measured	15.57	2.47	1.23
Indicated	29.21	2.00	1.88
Measured & Indicated	42.17	2.40	3.11
Inferred	21.91	1.99	1.40

- 75% of Resources within the main Nkran deposit

Reserves (included in Resources) (January 2012)

JORC/NI43-101	Tonnes (millions)	Grade (g/t Au)	Contained Gold (Moz)
Proven	14.0	2.36	1.06
Probable	16.3	2.28	1.20
Total	30.3	2.32	2.26

- 2.26Moz JORC/NI43-101 Reserve
- 80% of Reserve in the main Nkran deposit
- Pit optimization based on gold price of US\$1,300

Obotan PFS - Key Data

Process Mine Life	10.2 years
Average Annual Production	+205 koz pa
Average Grade	2.32g/t Au
Recovered Gold (LOM)	2.10 Moz
Recovery	93%
Average Strip Ratio	7.6 : 1 (waste/ ore)
Cash Operating Cost (Excl. royalties)	~ US\$567/oz
Initial Capital Cost (Incl. 14.5% contingency and \$68.3m pre-strip costs)	US\$251.8M
Pre-tax NPV _{5%} ▪ US\$1,300/oz gold price ▪ Gold price (US\$1,650/oz)	\$680.5m \$1,159.5m
Pre-tax IRR ▪ US\$1,300/oz gold price ▪ Gold price (US\$1,650/oz)	42% 63%

Fresh ore mined	29,545 Kt
Oxide ore mined	725 Kt
Waste mined	230,080 Kt
Total Mill Feed Processed	30,270 Kt
Open pit mine life	11.2 years
Contained gold	2,256 koz

- Spot gold price pre-tax NPV > US\$1.1 billion
- definitive Feasibility Study underway. Expected completion in mid-2012

Obotan PFS - Economics

Summary of Capital Costs	
Cost Area	Project US\$m
Processing Plant Direct	81.8
Infrastructure	47.5
Indirect	21.8
Spares and First Fills	7.4
Owner Costs	25.0
Pre-strip Costs	\$68.3
Initial Capital	\$251.8
Deferred and Sustaining Capital	21.9
Total Capital	\$273.7

Sensitivities		
Factor	Change	Effect on NPV
Gold Price	+10%	+28%
Operating Costs	+10%	-15%
Capital Costs	+10%	-4%
Ore Grade	-10%	-28%
Discount Rate	10% disc.	-39%

Pre-Tax Economics		
Gold Price (US/oz)	NPV 5% (US\$m)	IRR
\$1,100	\$406.7	28%
\$1,300	\$680.5	42%
\$1,500	\$954.2	54%

Post-Tax Economics			
Gold Price (US/oz)	NPV 5% (US\$m)	IRR	Payback Period (years)
\$1,100	\$238.5	21%	3.9
\$1,300	\$416.4	31%	2.9
\$1,500	\$594.4	40%	2.2

Mine reserves based on US\$1,300/oz
 Capital & Operating costs based on Q3/2011 costs
 Payback based on commencement of Gold Production
 Incorporates proposed Ghanaian corporate tax rate of 35% and 20% depreciation over 5 years

Obotan Development



Exploration Ramping Up: Future Growth

- Three widely mineralized brownfields projects to add ounces through exploration of known and new drill targets:

Asankrangwa Belt (200km Au-bearing structures)

1. *Obotan: Near Mine (15km radius)*
3. *Asanko: Along strike south of Obotan*

Ashanti: Gold Belt

2. *Kubi: Along strike of 60Moz Obuasi field*

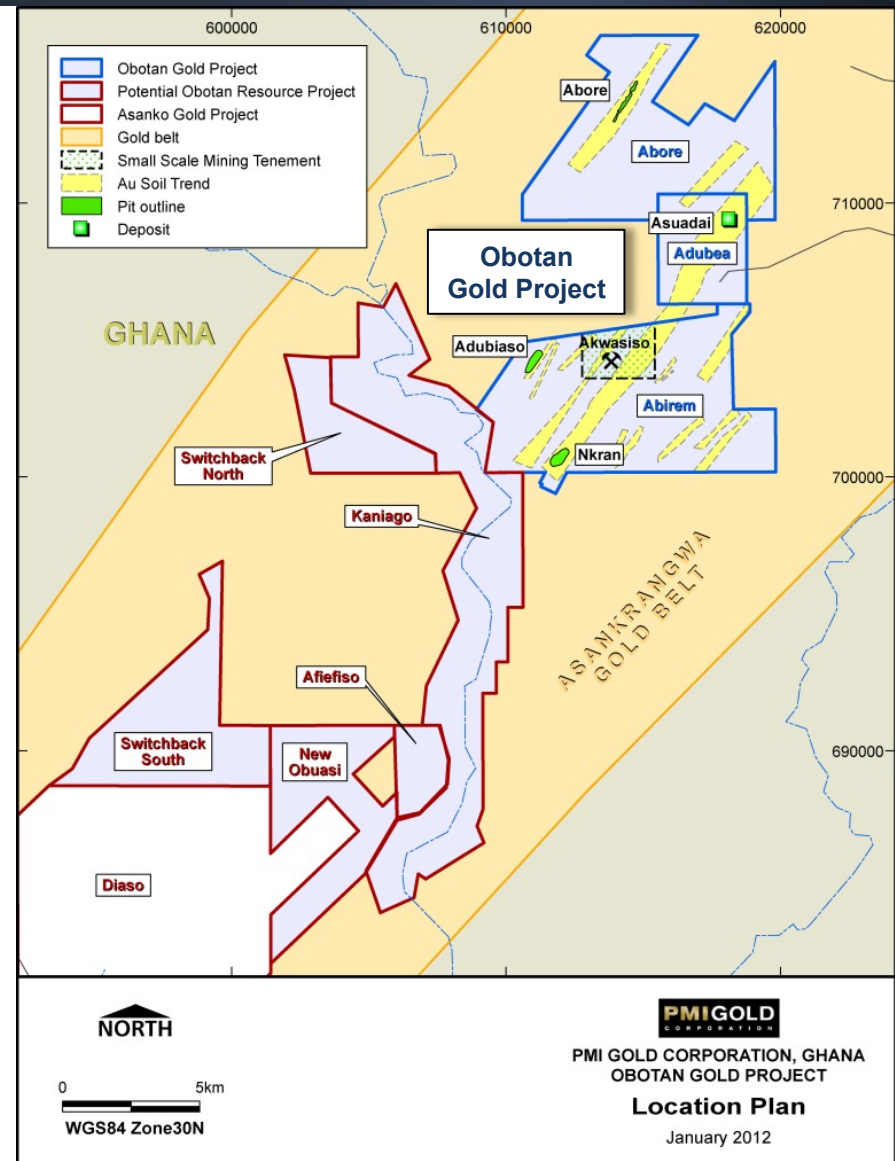
- Five drill rigs mobilized with additions to be considered as work progresses
- Dedicated sample preparation facility commenced operations in October 2011
- Additional geologists and field personnel recruited
- Targeting 100,000m of drilling in first half 2012
- ~\$10m exploration budget for first half 2012



1. Obotan Near Mine Exploration

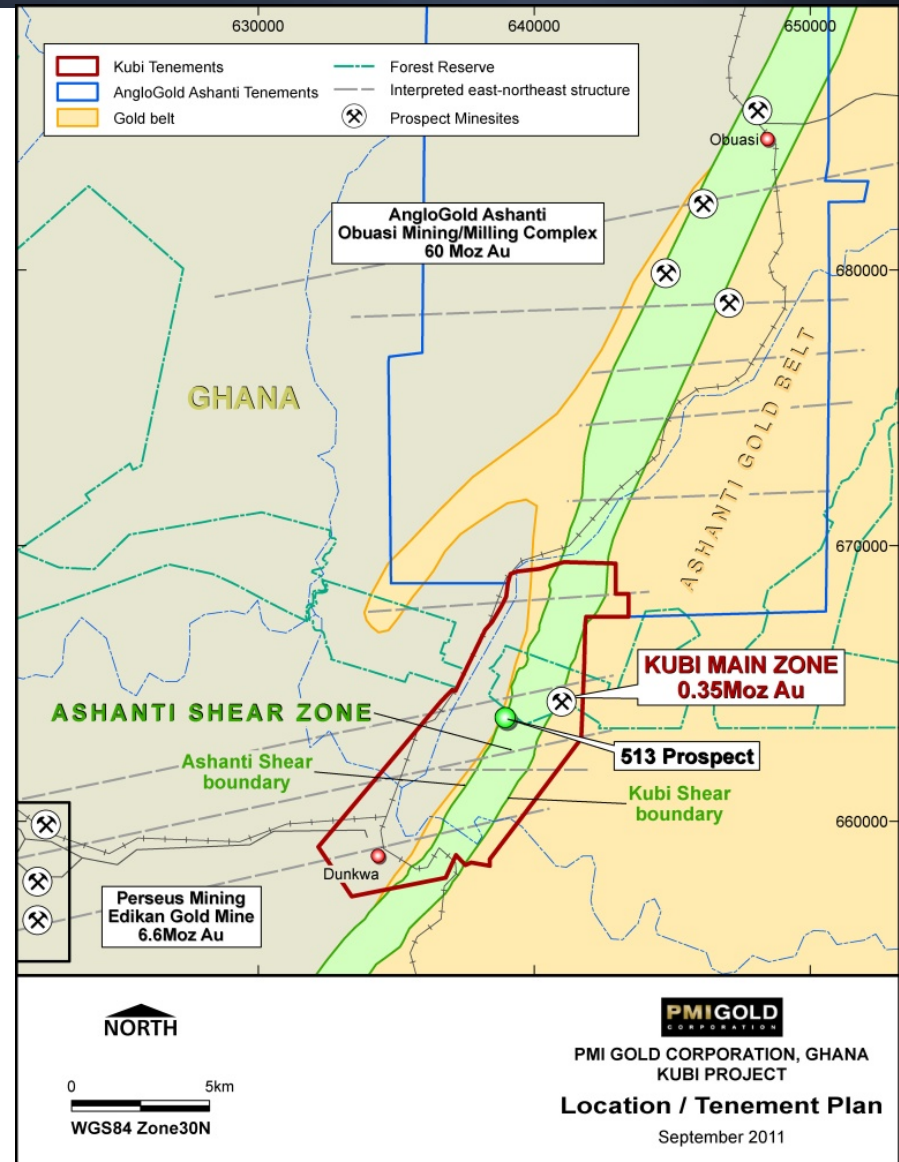
Additional Resource Potential

- Development drilling to date focused only on Obotan brownfields open pitable resources
- All Obotan deposits remain open at depth and along strike
- Exploration of potential Oxide resources within 15km radius of Obotan (Nkran) process facility has commenced
- Potential deep underground resources to be drill tested prior to development decision for exploration declined
- Drilling associated parallel structures west of Nkran deposit. Widespread geochemical anomalies on at least four regional NE trending mineralized structures



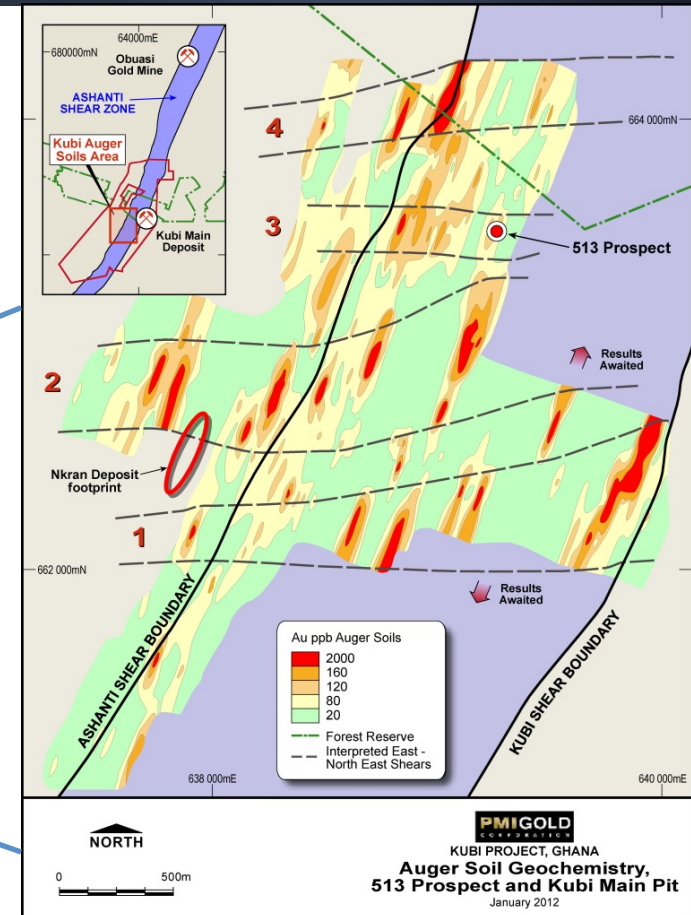
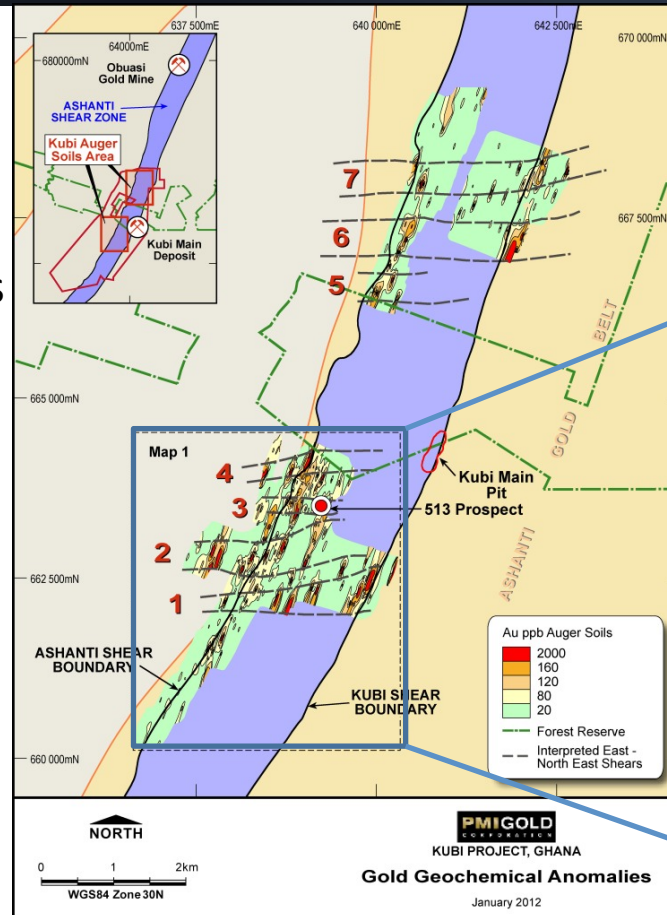
2. Kubi Gold Project

- Proposed 2nd “Mining Centre”
- Existing JORC/NI 43-101 Resource of 348,000 ounces @ 5.42 g/t
- Located 65km east of Obotan Gold Project
- Along strike, 15km south of AngloGold Ashanti’s **60Moz Obuasi mine**
- Ashanti mined 59,000oz Au @ 3.65 g/t at Kubi in two shallow pits up until 2005
- Mining Lease in place
- Exploration potential for new additional resources
- DD, Aircore/RAB & RC drilling throughout 2012
- No previous systematic exploration of favourable structures
- Strong gold anomalism recognised in Ashanti and Kubi shears from recent auger geochemical sampling



2. Kubi Soil Geochemical Results

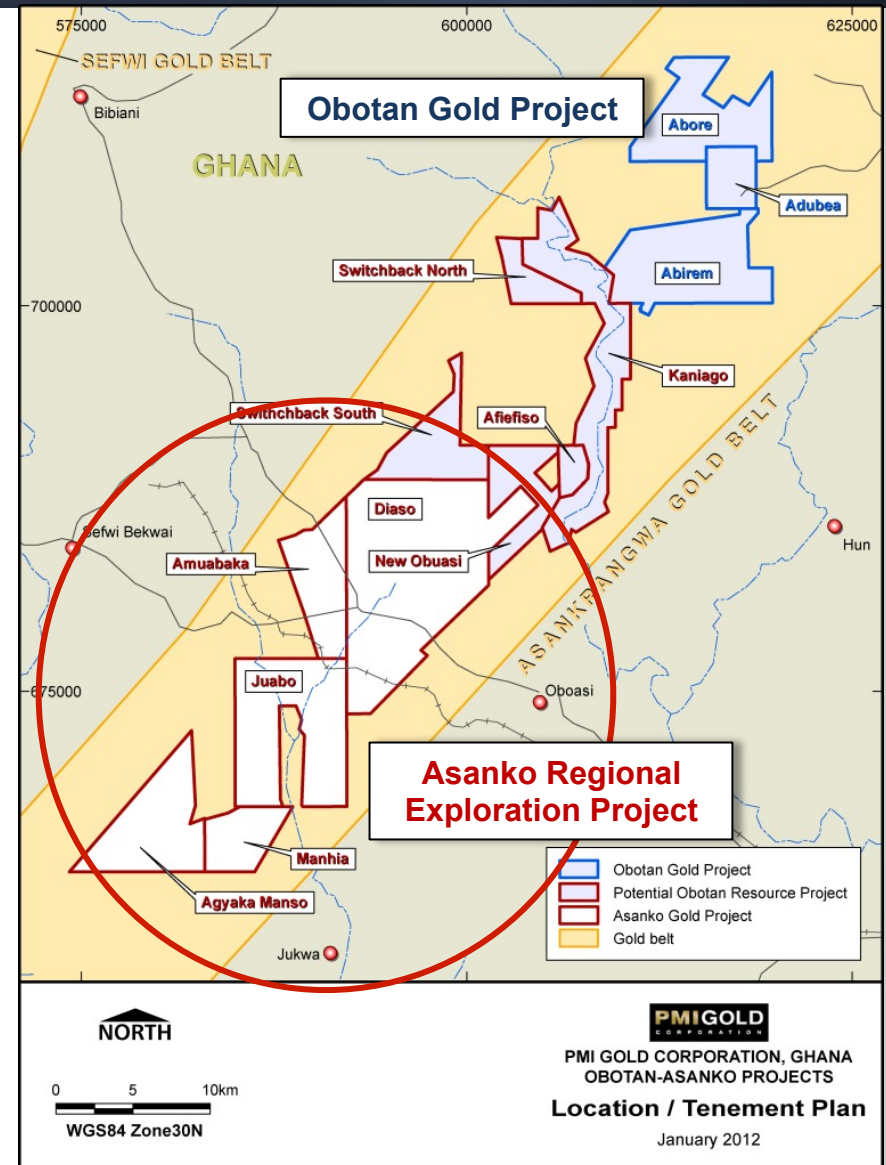
- Well defined NE anomalies on the key NE trending shears.
- Anomalies continuous between lines over strikes of up to 2km.
- Maximum gold values >2g/t



- Next steps:
 - Diamond, Aircore/RAB and RC drilling, plus auger program continuing
 - Re-evaluation of Kubi Main Deposit for extensions.

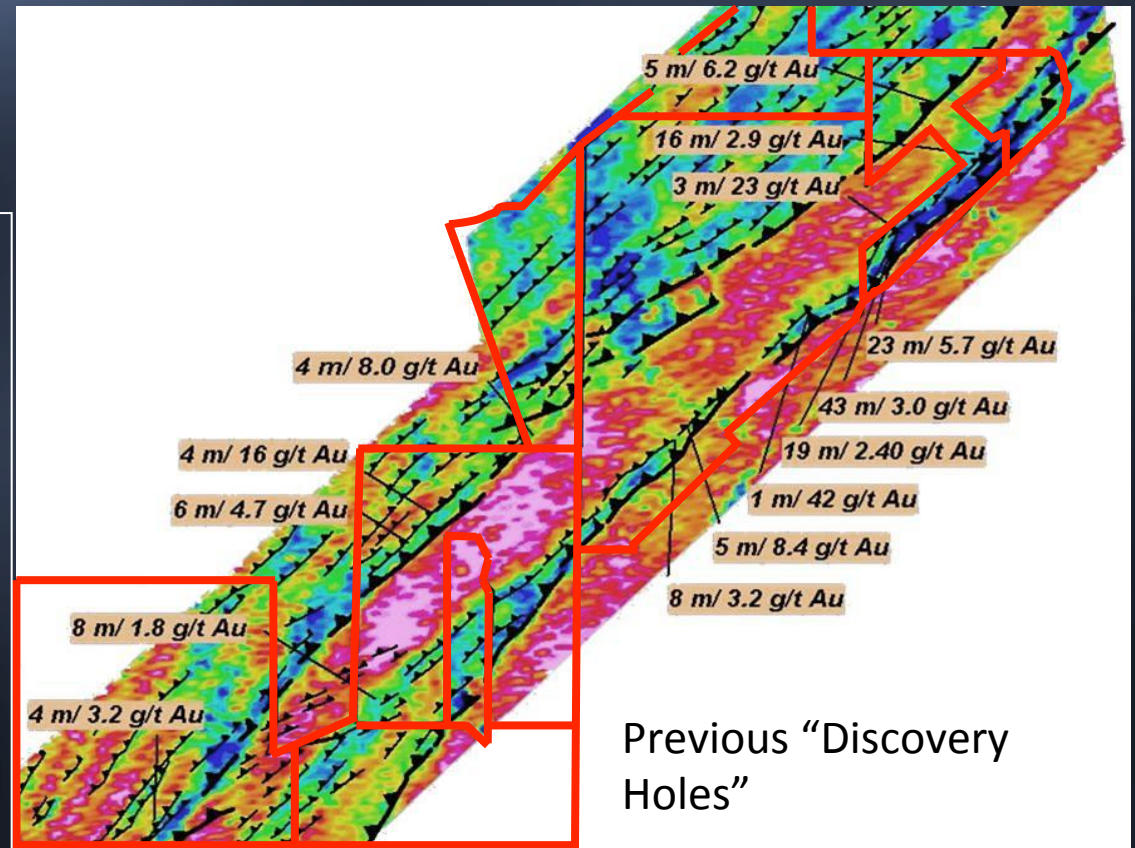
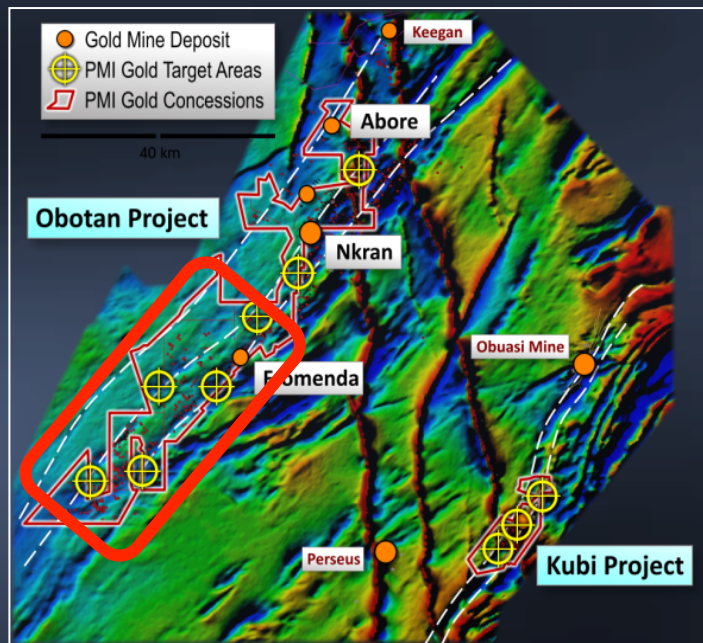
3. Asanko Project

- Proposed 3rd “Mining Centre”
- 35km strike addition to Obotan
- Widespread Au in soils and superficial drilling – need systematic follow-up
- Previous “discovery holes” scheduled for follow-up in 2012



3. Asanko Project

- Same parallel structures that host the Obotan deposits shown by aeromagnetics
- Widespread Au anomalous geochemistry to evaluate
- Numerous historical 90's drill intersections not followed up due to low gold prices



To Summarise

2011 Activities:

- ✓ Major upgrade of Obotan Resource in 2011
- ✓ Expansion to exploration activities - additional drilling rigs with new fleet from Australia
- ✓ Installed in-house sample preparation facility to improve lab turnaround
- ✓ Auger sampling at Kubi has defined numerous new drill gold targets
- ✓ Expanding experienced project and executive teams
- ✓ PFS demonstrated the strength of the Obotan Project

2012 Targets:

- ✓ Obotan Resource Update
- ✓ Feasibility Study
- ✓ Production decision
- ✓ Exploration and development of multiple mineral targets (Obotan, Kubi & Asanko)

Contacts



PMI Director, Ross Ashton, meets local school children.

PMI GOLD
C O R P O R A T I O N

Email: info@pmigoldcorp.com

Web: www.pmigoldcorp.com

Contact: Collin Ellison, Managing Director & CEO

Perth, Australia:

PMI Gold Corporation
680 Murray Street
West Perth WA 6005
Ph. +61 (0)8 6188 7900
Fx. +61 (0)8 9321 8881

Vancouver, Canada:

PMI Gold Corporation
#408 – 837 West Hastings Street
Vancouver BC V6C 3N6
Ph. +1 604 684 6264
Fx. +1 604 684 6242

Accra, Ghana:

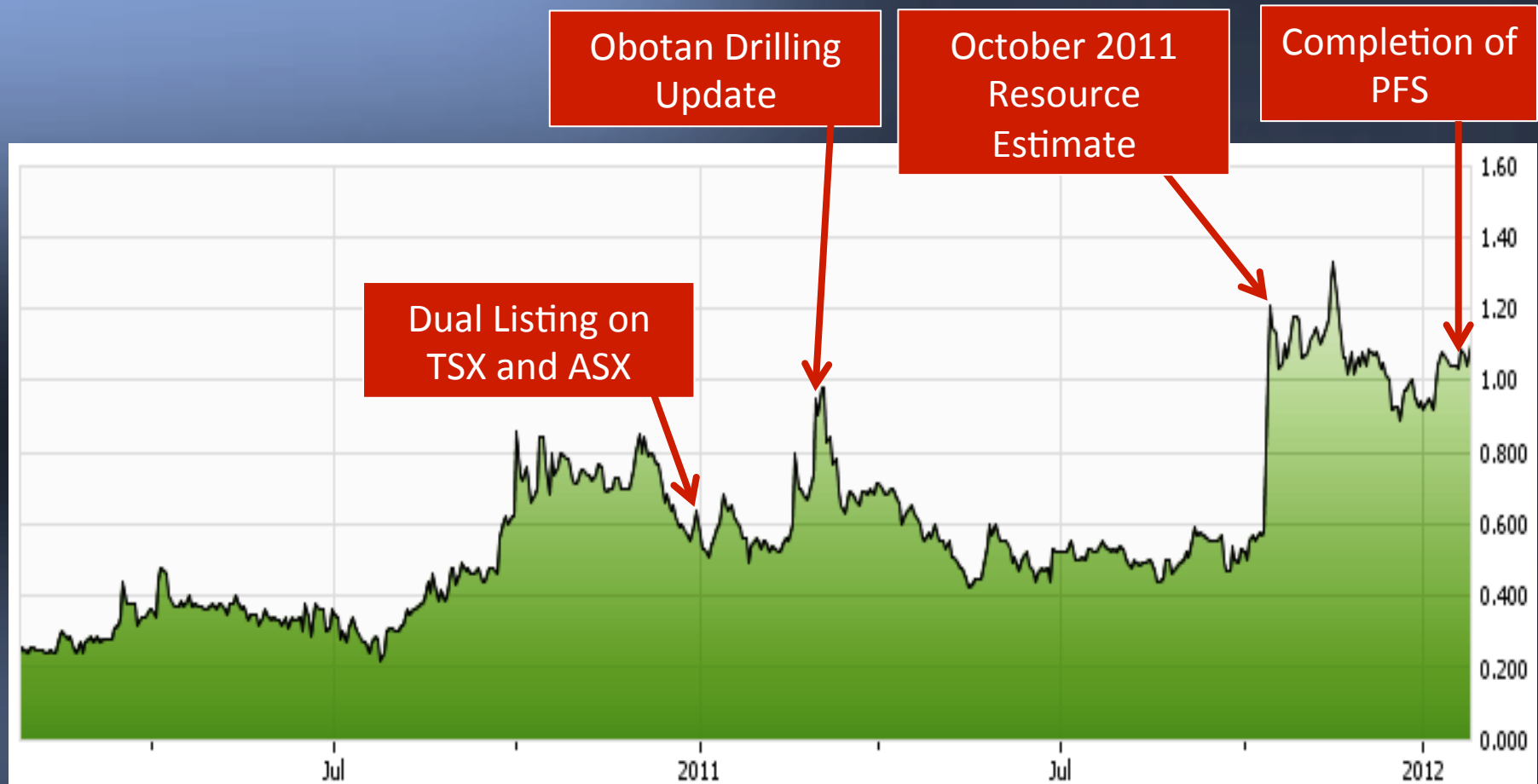
Adansi Gold Company (Ghana) Limited
10 Quarcoo Lane
Roman Ridge
Private Mail Bag CT471, Cantonments
Ph. +233 (0)302 780818

Appendices



- Market & Peer Comparisons
- Reserve and Resources Estimates
- Project Work Program and Timetable

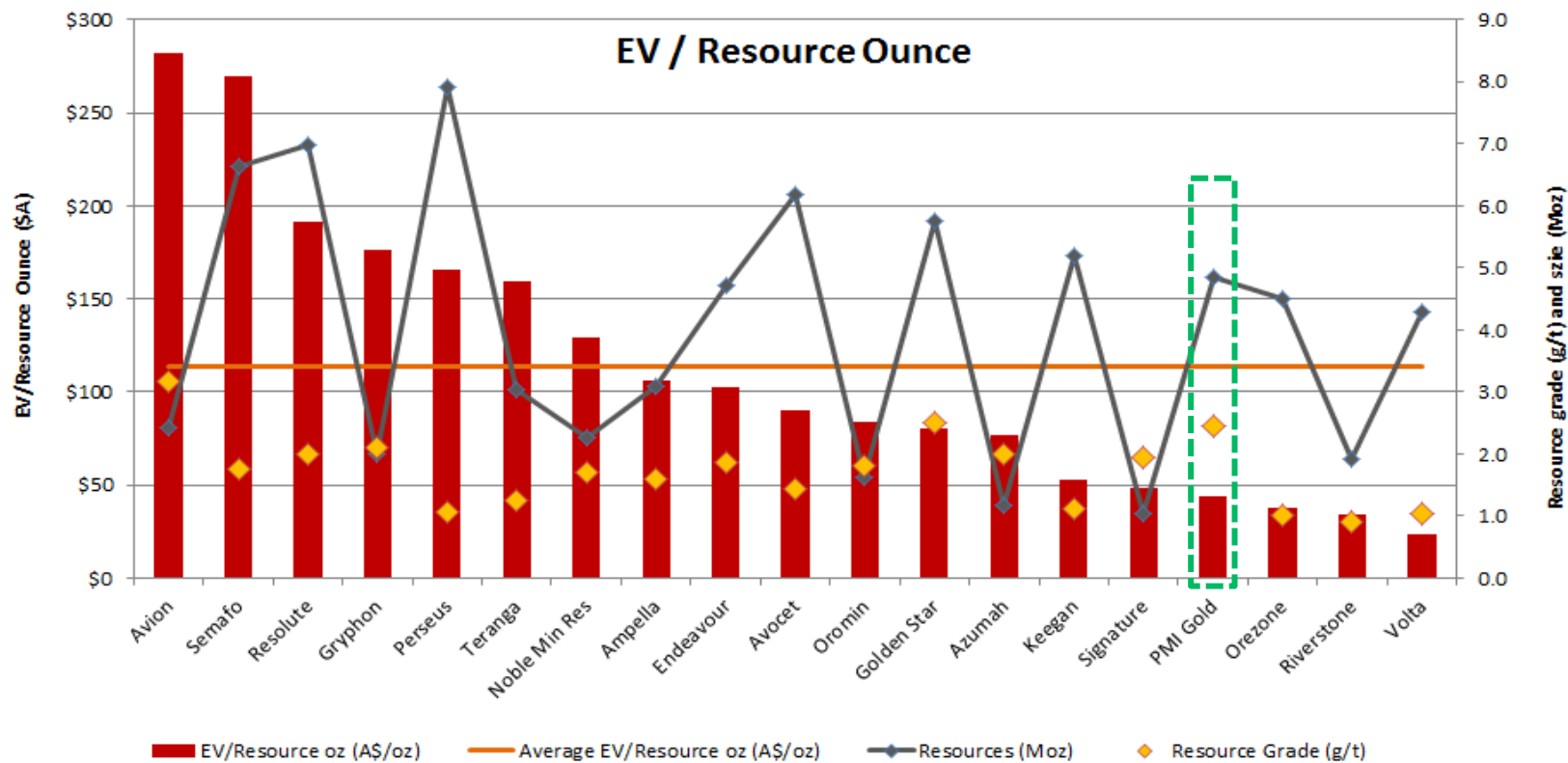
Key Milestones & Share Price



Share Price on the Toronto Stock Exchange

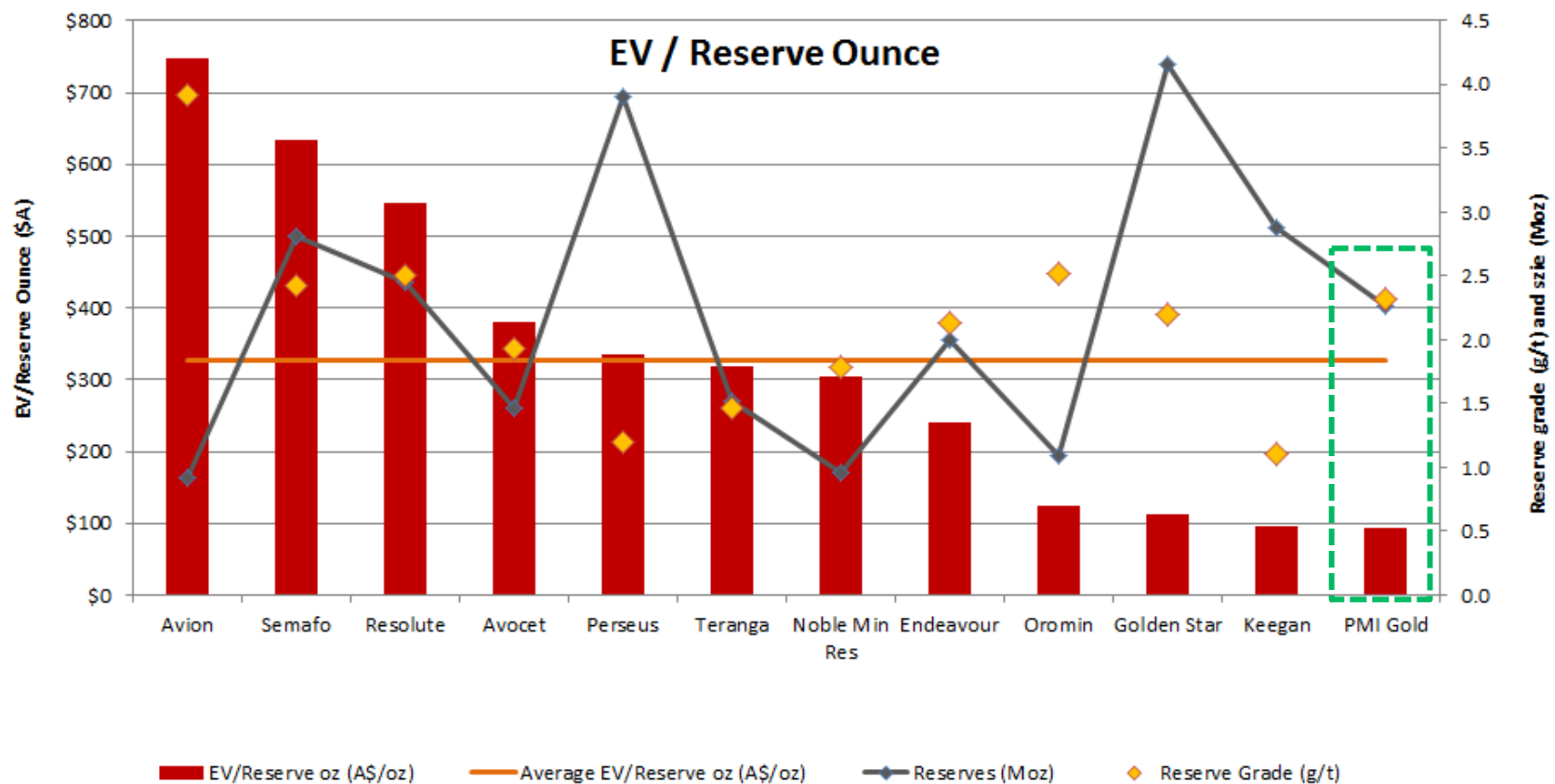
Peer Comparison - Resources

- ✓ EV/Resource oz well below average of West African Peers
- ✓ Relatively higher grade Resource than its West African peers
- ✓ Large JORC / N143-101 Resource



Peer Comparison - Reserves

- ✓ EV/Reserve oz well below average of West African Peers
- ✓ One of the strongest Reserve grades amongst its West African Peers



Obotan Reserve Estimate

Mineral Reserves Used in the Mine Plan

Reserve Classification	Tonnes (Millions)	Au (g/t)	Au ozs (Millions)
Proven	14.0	2.36	1.06
Probable	16.3	2.28	1.20
Total Proven + Probable	30.3	2.32	2.26

Nkran:	Proven	10.8	2.50	0.85
	Probable	12.1	2.40	0.94
	Total for Nkran:	22.9	2.40	1.89
Adubiaso:	Proven	1.0	2.50	0.08
	Probable	1.2	2.40	0.10
	Total for Adubiaso:	2.2	2.50	0.18
Abore:	Proven	2.2	1.80	0.13
	Probable	2.0	1.7	0.11
	Total for Abore:	4.2	1.8	0.24
Asuadai	Proven	0.0	0.0	0.0
	Probable	0.9	1.6	0.05

•The SRK Mineral Reserve was estimated by construction of a block model within constraining wireframes based on Measured and Indicated resources.

•The Reserve is reported at lower a cut-off grade of 0.5g/t Au, which defines the continuous/semi-continuous mineralized zone potentially amenable to the low grade, bulk tonnage mining scenario currently being considered by PMI.

•The grades and Reserve tonnes have been modified by a 95% mining recovery and a 5% allowance for mining dilution at 0.0g/t gold.

•At 93% metallurgical recovery for Oxide and Transitional material and 94.5% metallurgical recovery for Fresh material was used in defining the optimal pit shell

•The Mineral Reserves are based on the October 2011 Mineral resource reports for the Nkran, Adubiaso, Abore and Asuadai deposits

•All tonnes reported are dry tonnes

•The base case pit optimization utilized a US\$1,300/oz gold price

•Mineral Reserves are reported in accordance with the NI 43-101 & JORC.

Information that relates to Mineral Reserves at the Obotan Gold Project is based on a reserve estimate that has been carried out by Mr Duncan Pratt, a full time employee of SRK Consulting, Australia. Mr Pratt (CP Mining) is a Member of the Australasian Institute of Mining and Metallurgy (MAusIMM) and has sufficient experience which is relevant to the style of mineralisation and type of deposit under consideration and to the activities undertaken to qualify as a Competent Person as defined in the 2004 Edition of the Australasian Code for Reporting of Exploration Results, Mineral Resources and Ore Reserves (JORC), and as a Qualified Person in terms of NI43-101. The Mineral Resource and Mineral Reserve estimates have been prepared in accordance with the 2010 Canadian Institute of Mining, Metallurgy and Petroleum (CIM) Definition Standards for Mineral Resources and Mineral Reserve as incorporated by reference in National Instrument 43-101 of the Canadian Securities Administrators, and is consistent with the Australasian Guidelines and Code for the Reporting of Exploration Results, Mineral Resources and Ore Reserves (Revised December 2007) as prepared by the Joint Ore Reserves Committee of the AusIMM, AIG and MCA (JORC). Mr Pratt consents to and approves the inclusion of matters based on information in the form and context in which it appears.

Obotan Resource Estimate

Resource Estimate At Obotan Gold Project

SRK October 2011 Resource Estimate (based on a 0.5 g/t Au lower cut-off grade)									
Deposit	Measured			Indicated			Measured & Indicated		
	Tonnes (millions)	Grade (g/t Au)	Ozs (millions)	Tonnes (millions)	Grade (g/t Au)	Ozs (millions)	Tonnes (millions)	Grade (g/t Au)	Ozs (millions)
Nkran	11.74	2.55	0.96	20.41	2.12	1.39	32.15	2.28	2.35
Adubiaso	1.50	2.98	0.14	2.67	2.41	0.21	4.17	2.59	0.35
Abore	2.33	1.78	0.13	3.70	1.53	0.18	6.03	1.60	0.31
Asuadai	n/a	n/a	n/a	2.44	1.28	0.10	2.44	1.28	0.10
TOTAL	15.57	2.47	1.23	29.21	2.00	1.88	44.79	2.16	3.11

Deposit	Inferred		
	Tonnes (millions)	Grade (g/t Au)	Ozs (millions)
Nkran	14.47	2.21	1.05
Adubiaso	1.25	1.91	0.08
Abore	3.92	1.50	0.19
Asuadai	2.00	1.33	0.08
TOTAL	21.91	1.99	1.40

Resource figures for each of the Obotan deposits based on a 0.5 g/t Au lower cut-off grade. All resource numbers are rounded to 2 decimal places- 10,000 tonnes.

Information that relates to Mineral Resources at the Obotan Gold Project is based on a resource estimate that has been audited by Mr Peter Gleeson, who is a full time employee of SRK Consulting, Australia. Mr Gleeson is a Member of the Australian Institute of Geoscientists (MAIG) and has sufficient experience which is relevant to the style of mineralisation and type of deposit under consideration and to the activity which he is undertaking to qualify as a Competent Person as defined in the 2004 Edition of the Australasian Code for Reporting of Exploration Results, Mineral Resources and Ore Reserves' and as defined in terms of NI43-101 standards for resource estimation of gold. Mr Gleeson has more than 5 years' experience in the field of Exploration Results and of resource estimation in general. Mr Gleeson consents to the inclusion of matters based on information in the form and context in which it appears.

Kubi Resource Estimate

PMI Gold NI43-101/JORC Mineral Resources Estimate

Category	Tonnage Tonnes (million)	Grade (Au g/t)	Cont'd Gold Ounces
Measured	0.66	5.30	112,000
Indicated	0.66	5.65	121,000
Total Measured and Indicated	1.32	5.48	233,000
Inferred	0.67	5.31	115,000

Identified Mineral Resource (2.0g/t Au Cut-off)

Material Type	Tonnage Tonnes (million)	Grade (Au g/t)	Cont'd Gold Ounces
Oxide	0.12	5.07	19,000
Fresh Rock	1.88	5.44	329,000

Mineral Resource Estimates by Material Type (2.0g/t Au Cut-off)

The information in this presentation that relates to Mineral Resources at the Kubi Main Deposit, Ghana, is based on a resource estimate that has been audited by Simon Meadows Smith, who is a full time employee of SEMS Exploration Services Ltd, Ghana. Simon Meadows Smith is a Member of the Institute of Materials, Minerals and Mining (IMM), London and has sufficient experience which is relevant to the style of mineralisation and type of deposit under consideration and to the activity which he is undertaking to qualify as a Competent Person as defined in the 2004 Edition of the Australasian Code for Reporting of Exploration Results, Mineral Resources and Ore Reserves, and under NI43-101. Simon Meadows Smith consents to the inclusion in the presentation of the matters based on information in the form and context in which it appears.